

Cod. prod. 78811408398 (120af)
 Cod. prod. 78811409412 (120af3)

Lug. 1997

120af-I
 Type 19600

Figure
Figura

Figure description
Descrizione figura

Product
Prodotto

Product description
Descrizione Prodotto

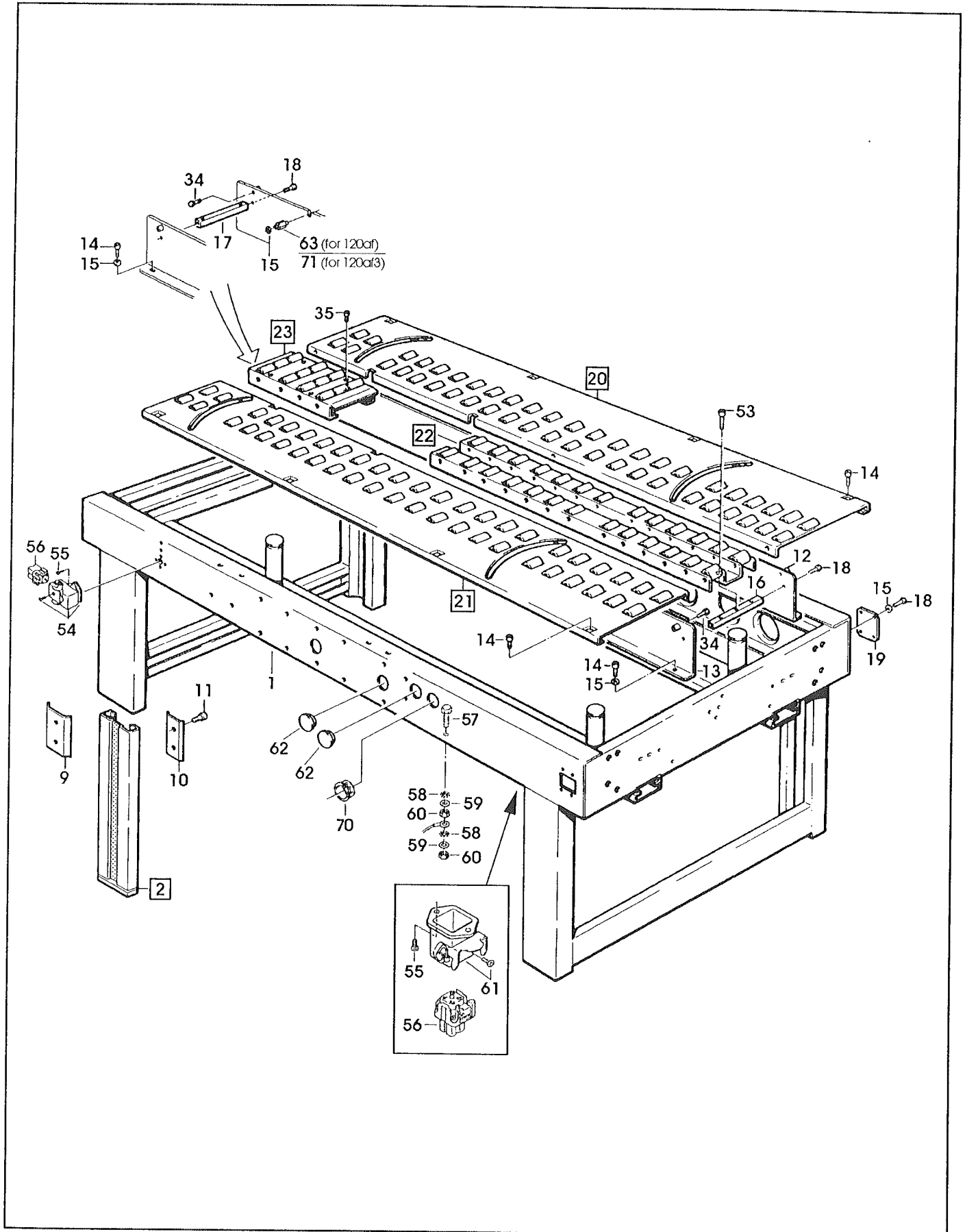
6227

BED CONVEYOR

78811408398

120af-I AUTOMATIC CASE SEALER Type 19600

Position Posizione	Spare Part Number Ricambio	Description Descrizione	U.M.	Quantity Quantità
1	78810012456	BED - CONVEYOR	PZ	1
2	78809463892	LEG ASSEMBLY - INNER	PZ	4
3	78810012464	LEG - INNER	PZ	4
4	78806084808	PAD - FOOT	PZ	4
5	78805508674	SCREW HEX HD. M8X30	PZ	4
6	26100455075	WASHER M8	PZ	4
7	78801793130	NUT SELF LOCKING M8 NICK.PL.	PZ	4
8	78809464874	LABEL - LEG	PZ	4
9	78805266778	CLAMP - INNER	PZ	4
10	78805266760	CLAMP - OUTER	PZ	4
11	26100379630	SCREW - SOC. HD. M8X16	PZ	8
12	78806079535	CENTER FRAME, RIGHT	PZ	1
13	78806079543	CENTER FRAME, LEFT	PZ	1
14	78801072097	SCREW, SOC.HD.M6X12	PZ	12
15	26100000103	WASHER - FLAT M6	PZ	12
16	78805488679	SPACER - VALVE HOLDER	PZ	2
17	78806079550	SPACER, CENTER FRAME	PZ	2
18	78801071693	SCREW-METRIC, M6X12, HEX HD.	PZ	12
19	78807647611	PLATE	PZ	1
20	78810010591	CONVEYOR ASSY - R/H	PZ	1
21	78810010583	CONVEYOR ASSY - L/H	PZ	1
22	78810012480	CONVEYOR ASSY - CENTER	PZ	1
23	78810010617	CONVEYOR ASS.Y, REAR	PZ	1
24	78810010633	CONVEYOR - R/H	PZ	1
25	78810010625	CONVEYOR - L/H	PZ	1
26	78810012498	CONVEYOR - CENTER	PZ	1
27	78810010658	CONVEYOR - REAR	PZ	1
28	78806079659	SHAFT /8X120, HEX HD	PZ	46
29	78805488570	SHAFT - 8X43MM	PZ	28
30	78805266943	SHAFT /8X128	PZ	4
31	78806080350	E-RING 7DIN6799	PZ	46
32	78806076937	ROLLER 32X38	PZ	130
33	78801071636	SCREW-METRIC, M5X10, HEX.HD.	PZ	38
34	26100358295	SCREW HEX.HD.M6X12	PZ	6
35	26100379481	SCREW,SOC.HD HEX SOC.M5X10	PZ	4
36	78811446190	VALVES ASSY	PZ	1
37	78806080590	SUPPORT - VALVE	PZ	1
38	78805487572	PIN - SPRING HOLDER	PZ	1
39	26100568596	NUT SELF LOCKING M-5	PZ	1
40	78807647744	SPRING	PZ	1
41	78805507460	FRONT ACTUATOR LINK 12AF BLACK	PZ	1
42	26100249551	SCREW-SELF TAP 8PX13	PZ	1
43	78805507478	LINK-REAR ACTUATOR 12AF BLACK	PZ	1
44	78805488729	GUIDE - CAM	PZ	2
45	78805488588	SPACER - 8X26,5MM	PZ	3
46	78805488711	CAM	PZ	1
47	78801071651	SCREW, FLAT HD SOC.M5X25	PZ	1
48	78805488596	CLAMP - CAM	PZ	1
49	26100379473	SCREW SOC.HD.HEX SOX.M4X35	PZ	2
50	78805487580	SPACER - VALVE HOLDER	PZ	2
51	78800557403	WASHER PLAIN-METRIC 4MM NICK.	PZ	2
52	26100369144	NUT, PLASTIC INSERT M4	PZ	2
53	78802323341	SCREW-SOC.HD., HEX. SOC.M6X25	PZ	2
54	78806078768	COVER PLUG LATERAL	PZ	2
55	78802882080	SCREW - 6PX9,5	PZ	6
56	78806078735	PLUG FEMALE	PZ	3
57	78806084881	SCREW - HEX.HD. M5X20	PZ	1



120af-1

Gen. 1998

Fig. 6227/1

Figure
Figura

Figure description
Descrizione figura

Product
Prodotto

Product description
Descrizione Prodotto

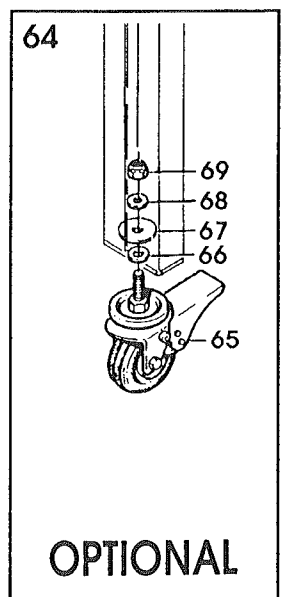
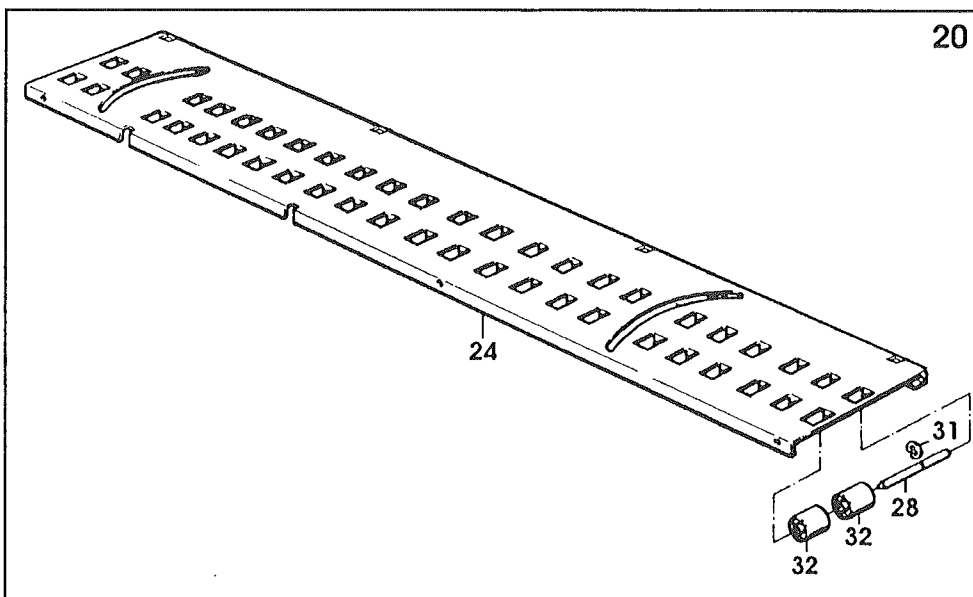
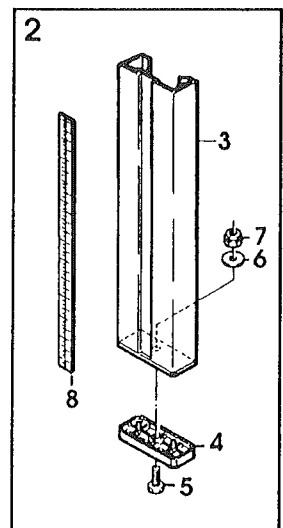
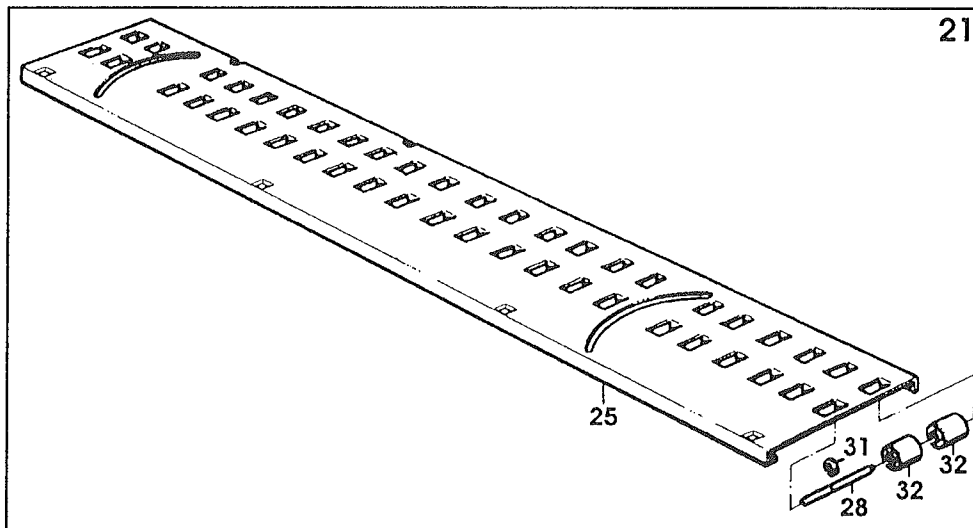
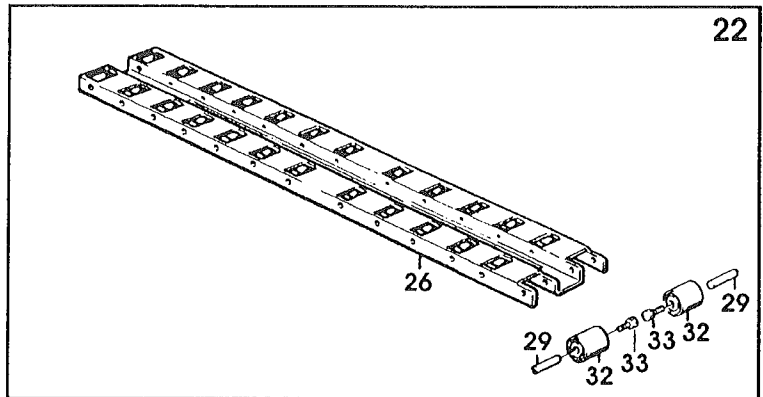
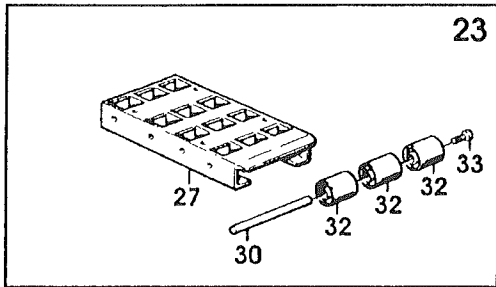
6227

BED CONVEYOR

78811408398

120af-I AUTOMATIC CASE SEALER Type 19600

Position Posizione	Spare Part Number Ricambio	Description Descrizione	U.M.	Quantity Quantità
58	78804682173	WASHER-SPECIAL	PZ	2
59	78800557411	WASHER - FLAT, M5	PZ	2
60	78801074176	NUT - METRIC, HEX STL. M5	PZ	2
61	78806078727	COVER PLUG STRAIGHT	PZ	1
62	78806081846	CAP /35X1,5	PZ	4
63	78807014564	STUD- HEX., ACCUGLIDE II BTM ON 12A/12AB	PZ	4
64	78806080608	CASTER ASS.Y /80	PZ	4
65	78806080616	CASTER /80	PZ	4
66	78806081242	SPACER - CASTER	PZ	4
67	78806076994	WASHER /12-45,5X4	PZ	4
68	78801790599	WASHER-FLAT FOR M12 SCREW	PZ	4
69	78806075327	NUT M12 SELF-LOCKING	PZ	4
70	78809464890	SNAP BUSHING-SB 1250-15	PZ	1
71	78811447024	SPACER	PZ	4



THIS PAGE IS BLANK

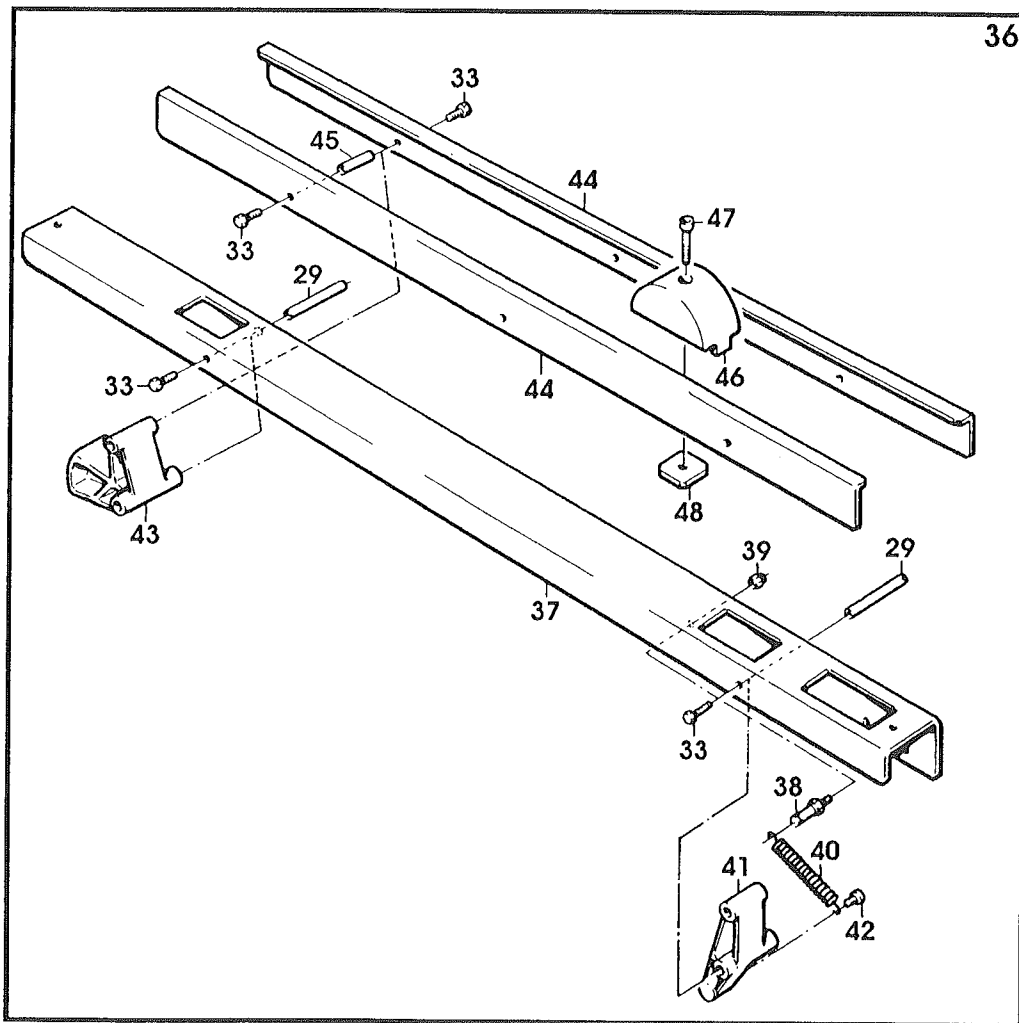
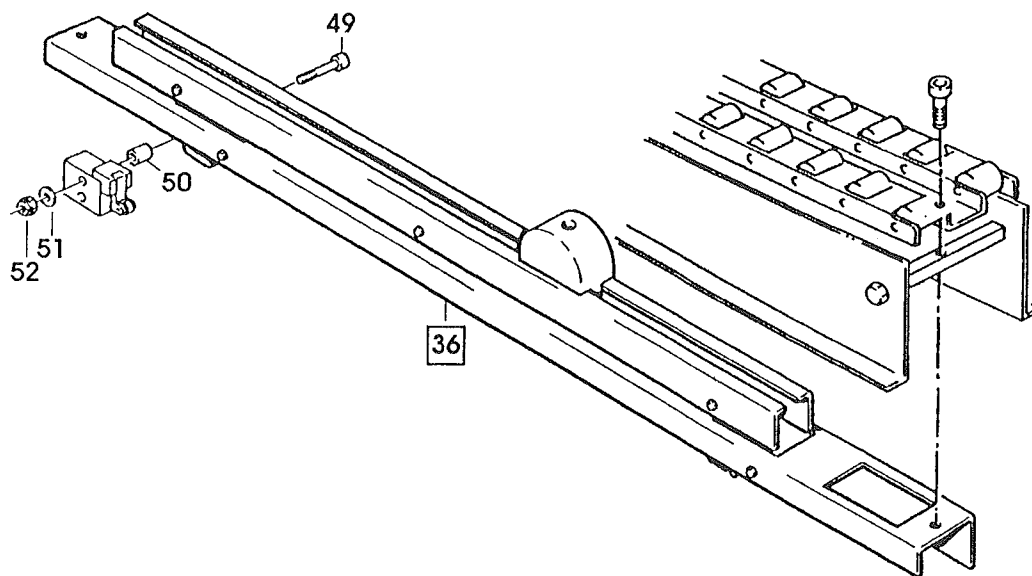


Figure Figura	Figure description Descrizione figura	Product Prodotto	Product description Descrizione Prodotto
6228	DRIVE ASSEMBLIES OPERATION LEVERS	78811408398	120cf-I AUTOMATIC CASE SEALER Type 19600

Position Posizione	Spare Part Number Ricambio	Description Descrizione	U.M.	Quantity Quantità
1	78807652322	ARM ASS.Y - FRONT, RIGHT	PZ	1
2	78807650623	ARM ASS.Y - REAR, RIGHT	PZ	1
3	78807652330	ARM ASS.Y - FRONT, LEFT	PZ	1
4	78807650631	ARM ASS.Y - REAR, LEFT	PZ	1
5	78807647918	BUSHING	PZ	8
6	78807652363	NUT - ARM	PZ	1
7	78807652371	SPACER - ARM	PZ	1
8	78807652389	PLATE W/ PIN	PZ	2
9	78807652397	SCREW - HEX. HD. M6X50	PZ	1
10	26100369169	NUT LOCKING PLASTIC INSERT M6	PZ	1
11	78806079766	BAR, COUPLING	PZ	2
12	78807652348	PIN - JOIN, FRONT	PZ	2
13	78807652355	PIN - ECCENTRIC	PZ	2
14	78805265663	WASHER - FRICTION	PZ	4
15	26100369185	NUT, PLASTIC INSERT M10 HEX FLANGE	PZ	4
16	78806075343	WASHER	PZ	4
17	78806075210	LOCK RING	PZ	4
18	78806075186	CHAIN 3/8", 60 PTCH LONG	PZ	1
19	78805487770	CHAIN - 3/8" PITCH, 41 PITCH LONG	PZ	1
20	78805487879	CHAIN LINK	PZ	2
21	78805487838	WASHER - SPECIAL	PZ	2
22	78806075194	SCREW M3X25	PZ	1
23	78805487846	BLOCK - CHAIN	PZ	1
24	78805639453	E-RING - M4	PZ	2
25	78805487853	ROD - THREADED RIGHT/LEFT	PZ	2
26	78801074184	NUT - METRIC, HEX, STL., M6	PZ	2
27	78805487861	CHAIN CONNECTOR	PZ	2
28	78805487887	CHAIN CONNECTOR	PZ	1
29	78806075202	SCREW M3X20	PZ	3
30	78805955172	NUT-SELF-LOCKING M3 ZINC. PL.	PZ	4
31	78806079808	SCREW, CENTERING	PZ	1
32	78806079816	BUSHING, DOWEL	PZ	1
33	78805485865	PIN	PZ	1
34	78806080368	WASHER - NYLON	PZ	2
35	78806084360	PLASTIC NUT	PZ	1
36	78806079832	WASHER	PZ	1
37	78806079840	WASHER, BELLEVILLE	PZ	13
38	78806079857	SPACER	PZ	1
39	78806084378	PLATE W/BUSHING	PZ	2
40	78811446729	PLATE	PZ	1
41	78806078867	SCREW-HEX.HD.M6X16 SPECIAL	PZ	4
42	78809105774	KNOB ASSY	PZ	1
43	78806080657	LEVER, KNOB	PZ	1
44	78807015090	SHAFT - CRANK	PZ	1
45	78807015116	BUSHING	PZ	1
46	78807015108	WASHER - NYLON, /7X15X1	PZ	1
47	78801071578	SCREW-HEX.HD. M4X10	PZ	1
48	78800557403	WASHER PLAIN-METRIC 4MM NICK.	PZ	1
49	78807015124	KNOB - VTR-B-M12	PZ	1
50	26100358204	SCREW - HEX HD.M-5X12	PZ	1
51	78802882148	WASHER	PZ	1
52	78805485774	WASHER - SPECIAL	PZ	5
53	26100198436	SCREW FLAT SOC.HD.M6X16	PZ	5
54	78806075418	WASHER	PZ	4

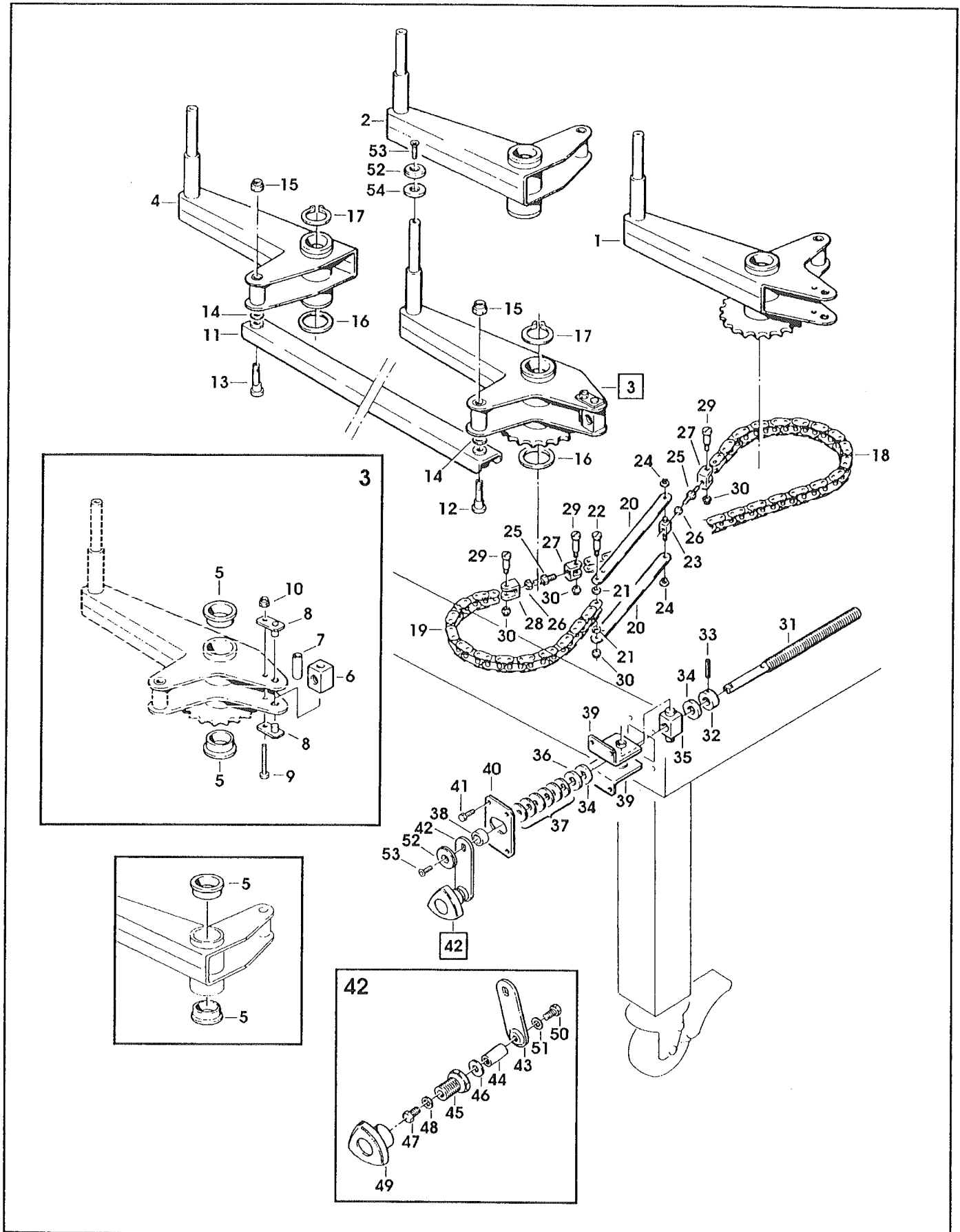
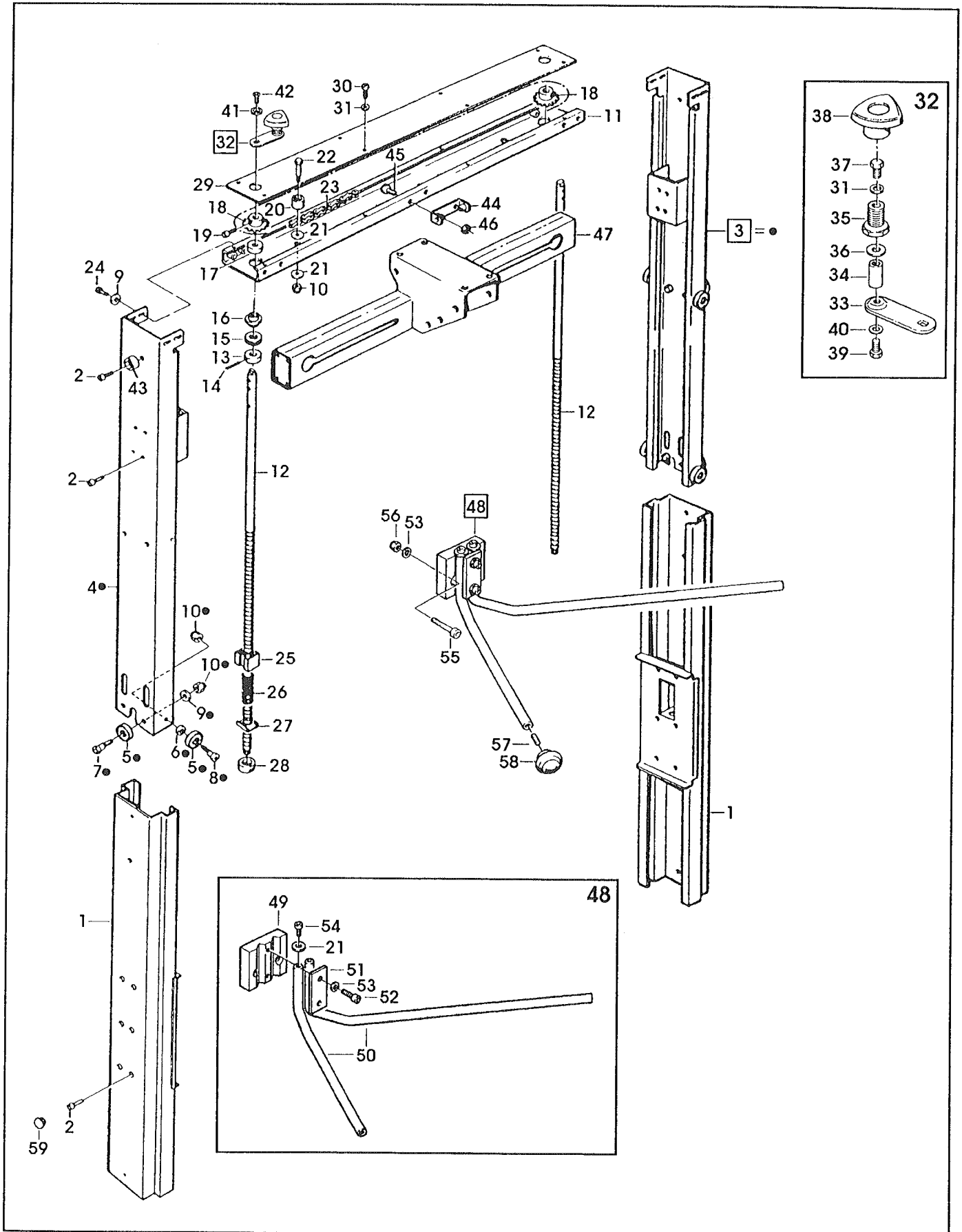


Figure <i>Figura</i>	Figure description <i>Descrizione figura</i>	Product <i>Prodotto</i>	Product description <i>Descrizione Prodotto</i>
6229	COLUMNS/SIDE FLAPS FOLDER	78811408398	120cf-I AUTOMATIC CASE SEALER Type 19600

Position <i>Posizione</i>	Spare Part Number <i>Ricambio</i>	Description <i>Descrizione</i>	U.M.	Quantity <i>Quantità</i>
1	78811446224	OUTER COLUMN ASSY	PZ	2
2	26100379648	SCREW SOC.HD.HEX SOC.DR.,M8X20	PZ	18
3	78811446232	INNER COLUMN ASSY	PZ	2
4	78810010724	COLUMN - INNER	PZ	2
5	78805486178	BEARING SPECIAL	PZ	16
6	78805485766	SPACER	PZ	8
7	78805485899	SCREW SPECIAL	PZ	4
8	78801791068	SCREW-BEARING SHOULDER	PZ	12
9	26100000103	WASHER - FLAT M6	PZ	16
10	26100369169	NUT LOCKING PLASTIC INSERT M6	PZ	18
11	78811446240	CROSS BAR	PZ	1
12	78805485733	LEAD SCREW	PZ	2
13	78805485857	COLLAR	PZ	2
14	78805485865	PIN	PZ	2
15	78805485840	SPACER	PZ	2
16	78805485832	BUSHING	PZ	2
17	78805485816	SPACER	PZ	2
18	78805485808	SPROCKET	PZ	2
19	26100379465	SCREW - SOC.HD. M4X25	PZ	2
20	78805485758	IDLER ROLLER	PZ	2
21	78804229199	WASHER - TRIPLE, M6	PZ	6
22	78806078784	IDLER SCREW	PZ	2
23	78805489651	CHAIN - 3/8" PITCH, L=184	PZ	1
24	78803203757	SCREW METRIC M6X16 HEX.HD.	PZ	8
25	78805485717	PLASTIC NUT	PZ	2
26	78805489974	SPRING	PZ	2
27	78805489701	BED PLATE FOR SPRING	PZ	2
28	78805489685	SPECIAL NUT	PZ	2
29	78810010740	COVER	PZ	1
30	26100257539	SCREW-SELF TAPPING	PZ	8
31	78800557403	WASHER PLAIN-METRIC 4MM NICK.	PZ	9
32	78809105774	KNOB ASSY	PZ	1
33	78806080657	LEVER, KNOB	PZ	1
34	78807015090	SHAFT - CRANK	PZ	1
35	78807015116	BUSHING	PZ	1
36	78807015108	WASHER - NYLON, /7X15X1	PZ	1
37	78801071578	SCREW-HEX.HD. M4X10	PZ	1
38	78807015124	KNOB - VTR-B-M12	PZ	1
39	26100358204	SCREW - HEX HD.M-5X12	PZ	1
40	78802882148	WASHER	PZ	1
41	78805485774	WASHER - SPECIAL	PZ	1
42	26100198436	SCREW FLAT SOC.HD.M6X16	PZ	1
43	78805485873	STOP	PZ	2
44	78811446257	BRACKET	PZ	1
45	78801071693	SCREW-METRIC, M6X12, HEX HD.	PZ	2
46	78801074184	NUT - METRIC, HEX, STL., M6	PZ	2
47	78811446265	SUPPORT - HEAD	PZ	1
48	78811446273	SIDE FLAP FOLDER ASSY	PZ	1
49	78810010773	BLOCK	PZ	1
50	78810010799	SIDE FLAP FOLDER	PZ	2
51	78810010807	PLATE - FLAP FOLDER	PZ	1
52	78806078958	SCREW M8X35	PZ	2
53	78801793189	WASHER-PLAIN-METRIC 8MM	PZ	4
54	78801072097	SCREW, SOC.HD.M6X12	PZ	2
55	78807646860	SCREW - SOC. HEX. HD. M8X70	PZ	2
56	78801793130	NUT SELF LOCKING M8 NICK.PL.	PZ	2
57	78806078636	GRAIN M6X20	PZ	2
58	78806078628	KNOB ASSY	PZ	2
59	78805488216	END - CAP	PZ	12



120af-I

Giu. 1997

Fig. 6229

Figure
Figura

Figure description
Descrizione figura

Product
Prodotto

Product description
Descrizione Prodotto

6230

FRONT/REAR FLAP FOLDER

78811408398

120af-I AUTOMATIC CASE SEALER Type 19600

Position Posizione	Spare Part Number Ricambio	Description Descrizione	U.M.	Quantity Quantità
1	78811446281	SUPPORT - FLAP FOLDER	PZ	1
2	26100379630	SCREW - SOC. HD. M8X16	PZ	4
3	26100358428	SCREW HEX.HD.M8X20	PZ	2
4	78801793189	WASHER-PLAIN-METRIC 8MM	PZ	8
5	78810010849	BRACKET	PZ	2
6	78801072097	SCREW, SOC.HD.M6X12	PZ	4
7	26100000103	WASHER - FLAT M6	PZ	6
8	78811446299	FLAP FOLDER - FRONT	PZ	1
9	78805489420	WASHER	PZ	2
10	78801072105	SCREW - SOC.HD.HEX.SOC.M6X20	PZ	2
11	26100369169	NUT LOCKING PLASTIC INSERT M6	PZ	2
12	78811446307	REAR FLAP FOLDER ASSY	PZ	1
13	78811988076	FLAP FOLDER - REAR	PZ	1
14	78809107317	FLANGE	PZ	2
15	78810009528	SCREW - SOC.HD. HEX.HD. M5X14	PZ	6
16	78800557411	WASHER - FLAT, M5	PZ	18
17	78801074176	NUT - METRIC, HEX STL. M5	PZ	6
18	78811446323	STUD	PZ	1
19	78811446935	SPACER - BEARING	PZ	2
20	78811446331	SCREW - SOC.HD. HEX.HD. M8X100		1
21	78811446943	WASHER - SPECIAL	PZ	2
22	78801793130	NUT SELF LOCKING M8 NICK.PL.	PZ	2
23	78811446950	SPACER - CYLINDER	PZ	1
24	28100259493	SCREW,HEX HD M8X60	PZ	1
25	78805489370	SHAFT - 12X100MM	PZ	1
26	78801790599	WASHER-FLAT FOR M12 SCREW	PZ	2
27	78805639651	RING - 8 DIN 6799	PZ	2
28	78811446349	COVER	PZ	1
29	78801071636	SCREW-METRIC, M5X10, HEX.HD.	PZ	6
30	78806081846	CAP /35X1,5	PZ	3
31	78809464890	SNAP BUSHING - SB 1250-15	PZ	1
32	78811447032	CAP	PZ	1
33	78805489388	BRACKET	PZ	2
34	78811988084	GUARD - KICKER	PZ	1
35	78801790664	SCREW - METRIC, M5X12	PZ	2

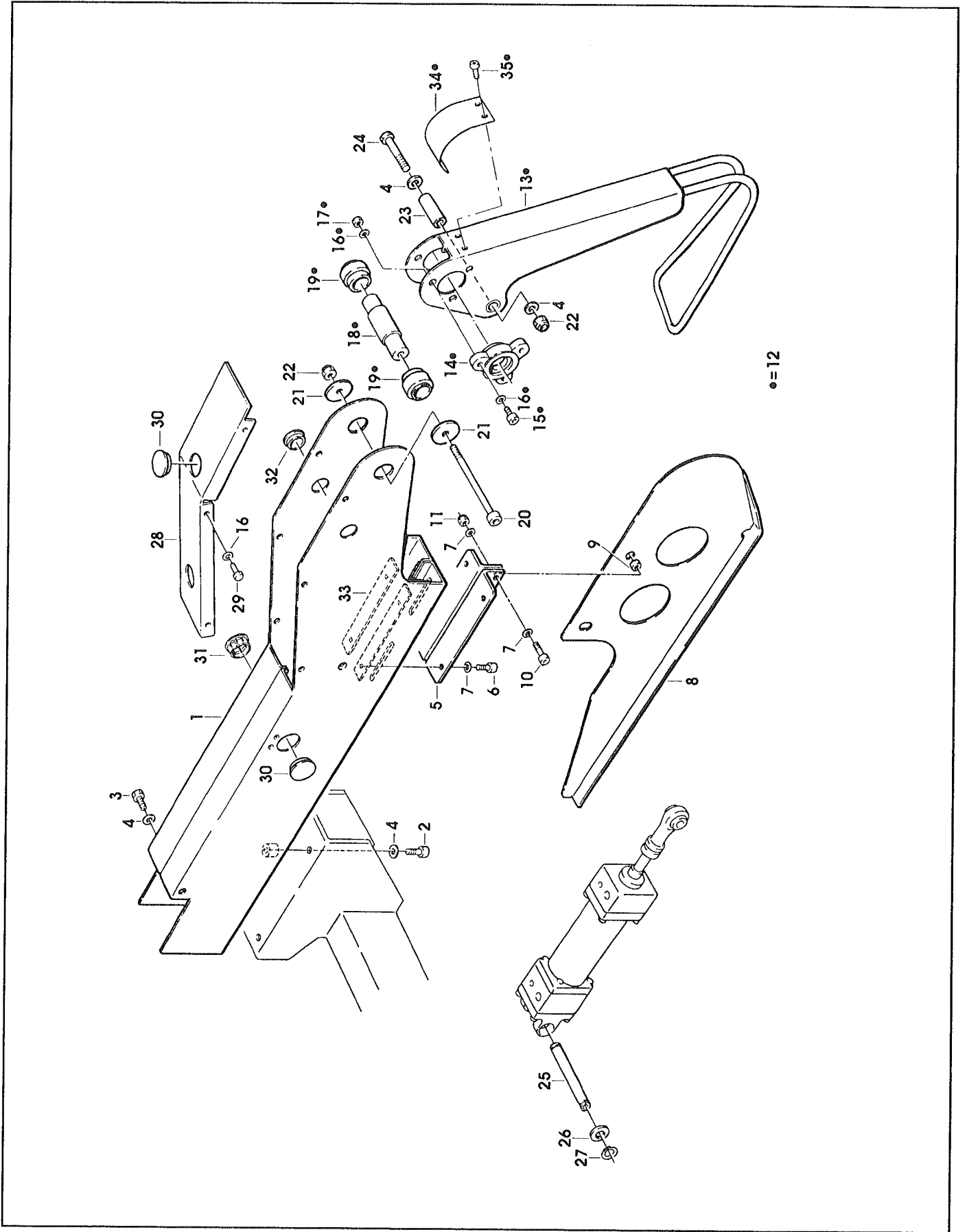


Figure
Figura

Figure description
Descrizione figura

Product
Prodotto

Product description
Descrizione Prodotto

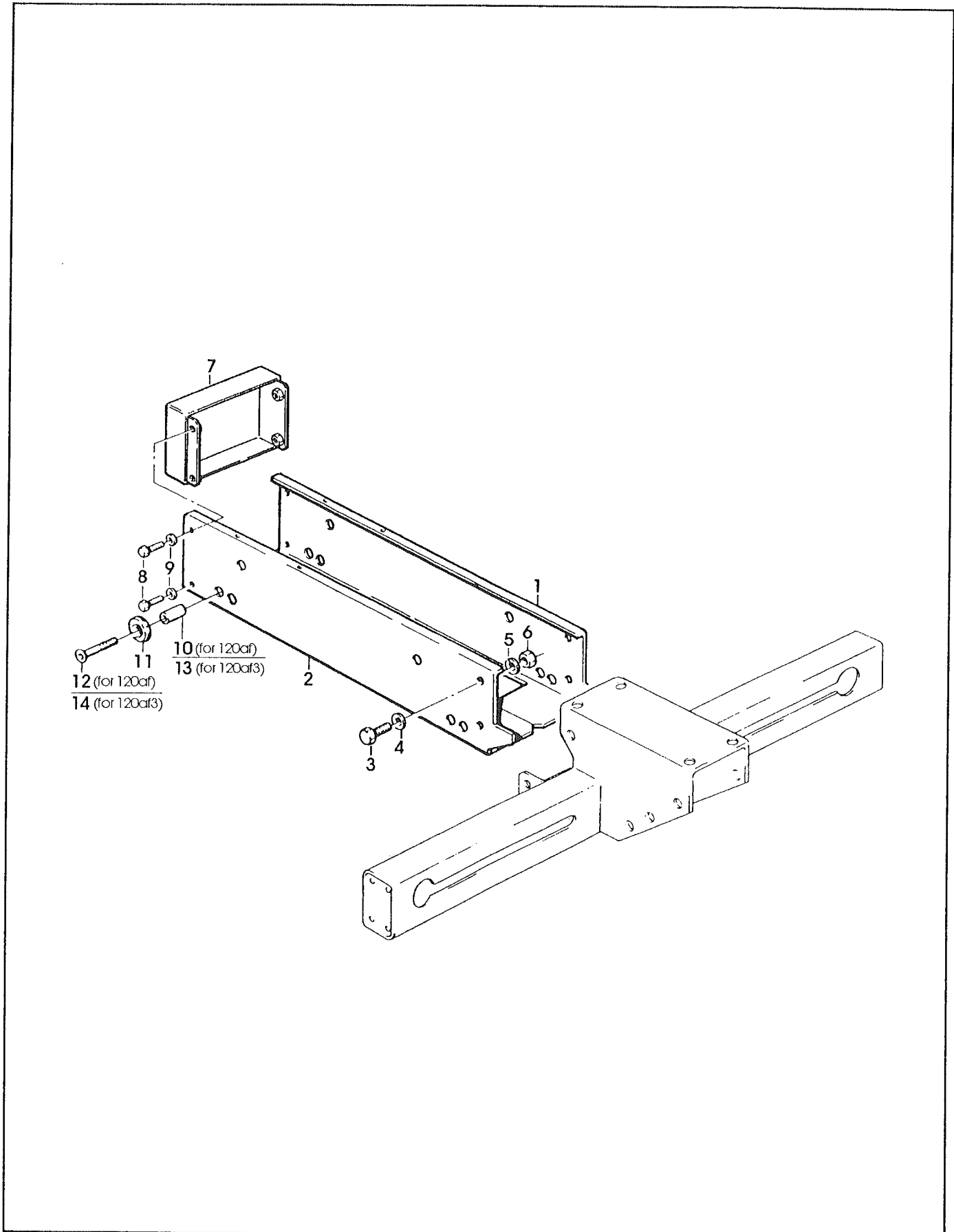
6231

UPPER HEAD ASSEMBLY

78811408398

120af-I AUTOMATIC CASE SEALER Type 19600

Position Posizione	Spare Part Number Ricambio	Description Descrizione	U.M.	Quantity Quantità
1	78811446356	FRAME - UPPER HEAD, R/H	PZ	1
2	78811446364	FRAME - UPPER HEAD, L/H	PZ	1
3	26100358428	SCREW HEX.HD.M8X20	PZ	4
4	78801793189	WASHER-PLAIN-METRIC 8MM	PZ	4
5	78800557361	LOCKWASHER-FOR M8 SCREW	PZ	4
6	26100013478	NUT METRIC HEX STL.,M8	PZ	4
7	78811446372	COVER - UPPER FRAME	PZ	1
8	78801071693	SCREW-METRIC, M6X12, HEX HD.	PZ	4
9	26100000103	WASHER - FLAT M6	PZ	4
10	78811446380	STUD - MOUNTING	PZ	4
11	78807654773	WASHER - SPECIAL /6.5X20X4	PZ	4
12	78811446398	SCREW - ALLEN, FLAT HD. M6X35	PZ	4
13	78805267008	SPACER	PZ	4
14	78806079188	SCREW FLAT SOC.HD.M6X25	PZ	4



120af-I

Giu. 1997

Fig. 6231

Figure
Figura

Figure description
Descrizione figura

Product
Prodotto

Product description
Descrizione Prodotto

6232

SIDE COMPRESSION ROLLERS

78811408398

120af-I AUTOMATIC CASE SEALER Type 19600

Position Posizione	Spare Part Number Ricambio	Description Descrizione	U.M.	Quantity Quantità
1	78810010914	SIDE ROLLER ASSY - R/H	PZ	1
2	78810010922	SIDE ROLLER ASSY - L/H	PZ	1
3	78810010906	MOUNT - SIDE ROLLER	PZ	2
4	78805486483	ROLLER - PRESSURE	PZ	4
5	78805506223	BUSHING	PZ	4
6	26100358451	SCREW - HEX HD. M-8X40	PZ	4
7	78805267032	WASHER - SPECIAL	PZ	4
8	78805757404	SCREW, SPECIAL	PZ	2
9	78805639651	RING - 8 DIN 6799	PZ	2
10	78801790748	WASHER-NYLON 15MM	PZ	2
11	78805265663	WASHER - FRICTION	PZ	2
12	78807015496	KNOB VTR-B-M10	PZ	2

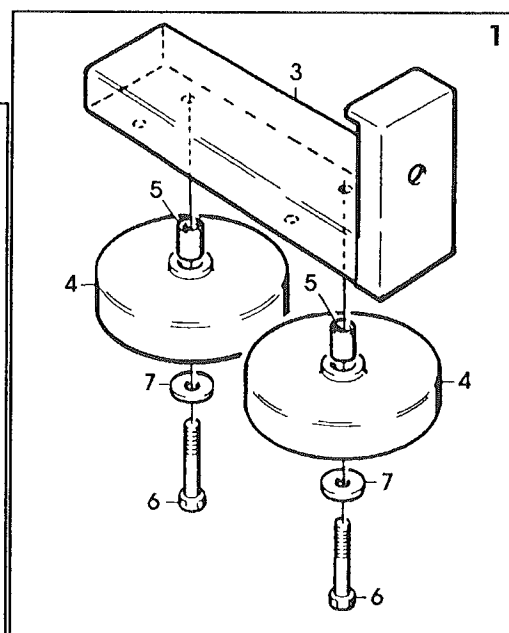
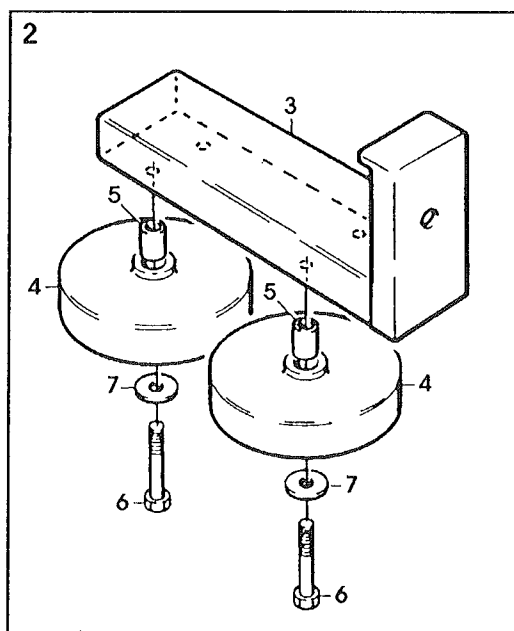
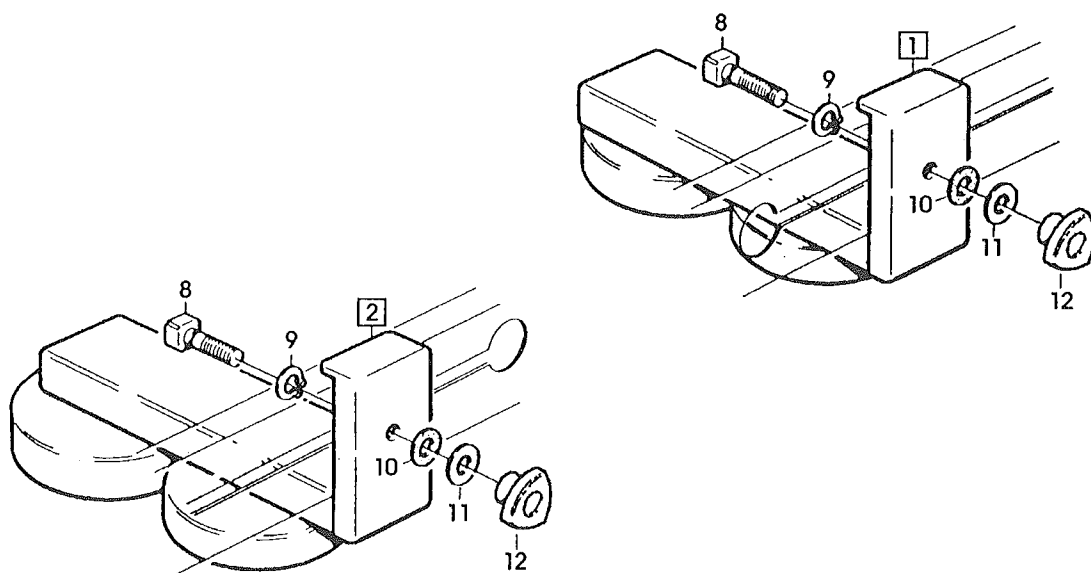


Figure
Figura

6234

Figure description
Descrizione figura

HOUSING - WIRE

Product
Prodotto

78811408398

Product description
Descrizione Prodotto

120af-I AUTOMATIC CASE SEALER Type 19600

Position Posizione	Spare Part Number Ricambio	Description Descrizione	U.M.	Quantity Quantità
1	78809106004	HOUSING - WIRE	PZ	1
2	26100379630	SCREW - SOC. HD. M8X16	PZ	2
3	78807648726	STRAP - WIRE	PZ	1
4	78801071636	SCREW-METRIC, M5X10, HEX.HD.	PZ	6
5	78800557411	WASHER - FLAT, M5	PZ	4
6	78801074176	NUT - METRIC, HEX STL. M5	PZ	4
7	78807648734	PLATE - STRAP	PZ	1
8	78807646381	UNION PG13.5 - SLEEVE / 14	PZ	4
9	78809106012	CONDUIT - /14, 1120 MM	MT	2
10	78806080293	CLAMP, 140X3,5	PZ	5
11	78807651183	COVER - CHANNEL	PZ	1
12	26100358105	SCREW - HEX HD. M4X8	PZ	4
13	78801790185	WASHER-METRIC, PLAIN, M4 SPEC.	PZ	4
14	78806077851	FAIRLEAD /22	PZ	2

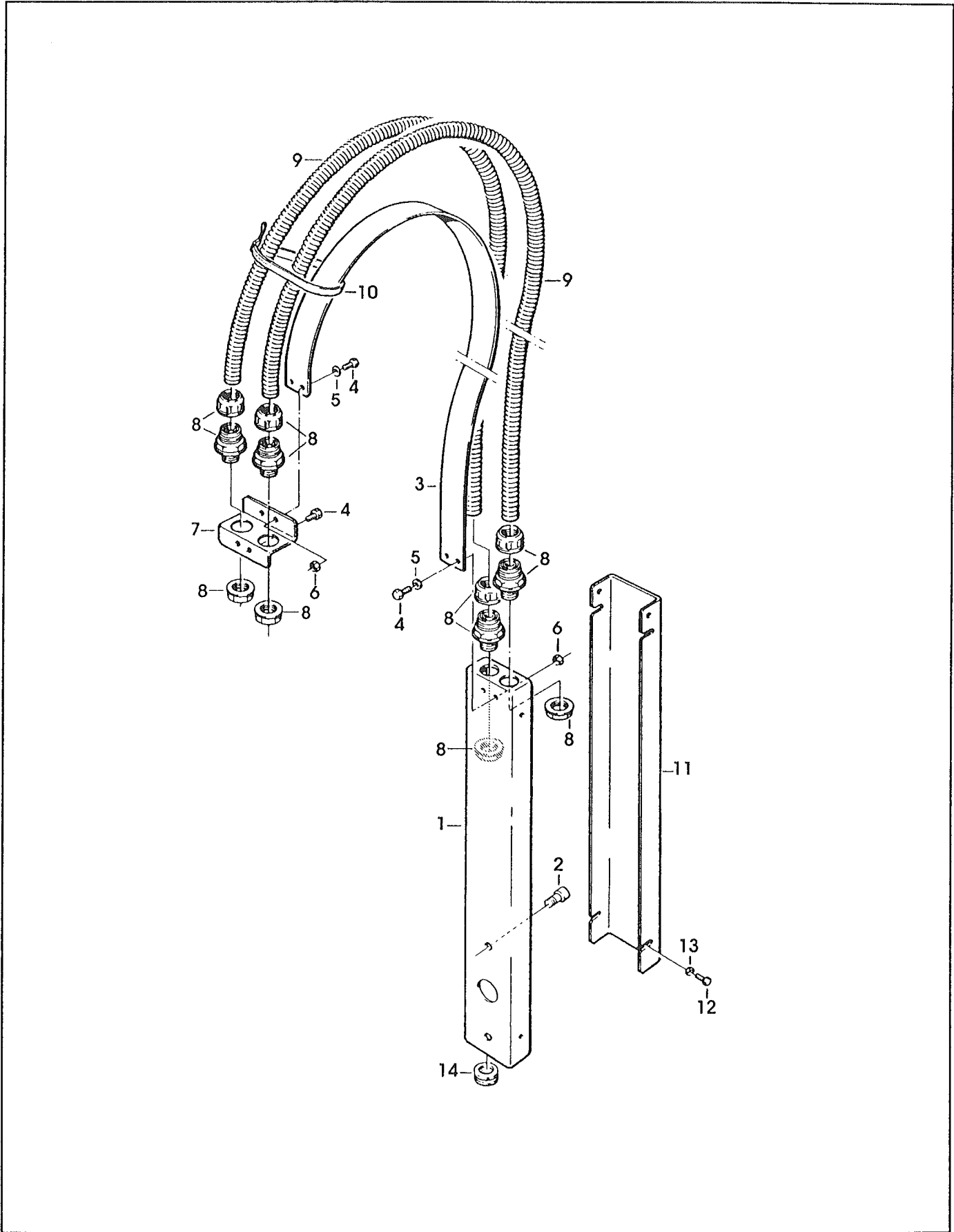


Figura	Descrizione figura	Magaz.	Codice	Descrizione
6237	PROTEZIONE ANTINFORTUNISTICA	0	78811408398	120af-I AUTOMATIC CASE SEALER Type 19600

Posizione	Codice	Descrizione	U.M.	Quantita'
1	78811446547	GUARD - L/H	PZ	1
2	26100379648	SCREW SOC.HD.HEX SOC.DR.,M8X20	PZ	10
3	78801793189	WASHER-PLAIN-METRIC 8MM	PZ	10
4	78809464619	BRACKET	PZ	1
5	78803203823	SCREW-SOC.HEX HD.M5X16 ZINC.PL	PZ	2
6	78800557411	WASHER - FLAT, M5	PZ	22
7	78809464718	PLATE - SWITCH MOUNTING	PZ	1
8	26100379572	SCREW SOC. HD. HEX HD. M6X16	PZ	10
9	78809464643	SPACER	PZ	4
10	78811446554	DOOR ASSY - GUARD, L/H	PZ	1
11	78811446562	DOOR - GUARD, L/H	PZ	1
12	78806078073	HANDLE	PZ	1
13	78809461953	CAP	PZ	13
14	78807649310	DRAWBAR - LOCK	PZ	1
15	26000158621	SCREW, FLAT HD SOC.M5X12	PZ	6
16	78807649328	LOCK - WING	PZ	1
17	26100568596	NUT SELF LOCKING M-5	PZ	2
18	78809463876	SUPPORT - SWITCH	PZ	3
19	78801790664	SCREW - METRIC, M5X12	PZ	16
20	78811446570	GUARD - R/H	PZ	1
21	78811446588	DOOR ASSY - GUARD, R/H	PZ	1
22	78811446596	DOOR - GUARD, R/H	PZ	1
23	78809464676	PLATE - LOWER	PZ	1
24	78809464684	PLATE - UPPER	PZ	1
25	26100379499	SCREW SOC. HD. HEX SOC. M5X12	PZ	8
26	78809464700	PLATE	PZ	1
27	78801074176	NUT - METRIC, HEX STL. M5	PZ	4
28	78807649294	SECURITY SWITCH AZ15ZVR	PZ	1
29	26100379515	SCREW.SOC HD HEX SOC M5X20	PZ	2
30	78807645326	CORD GRIP	PZ	2
31	78811446604	JAMB - GUARD	PZ	2
32	78811446612	GUARD	PZ	2
33	78811446620	BRACKET	PZ	1
34	78811446638	BRACKET	PZ	1
35	26100000103	WASHER - FLAT M6	PZ	12
36	78809104181	NUT - SELF-LOCKING, M6	PZ	4
37	78811965082	CABLE - 2 pole	PZ	1
38	78809462274	WASHER - SPECIAL, /8	PZ	8
39	78807645474	CAP	PZ	2

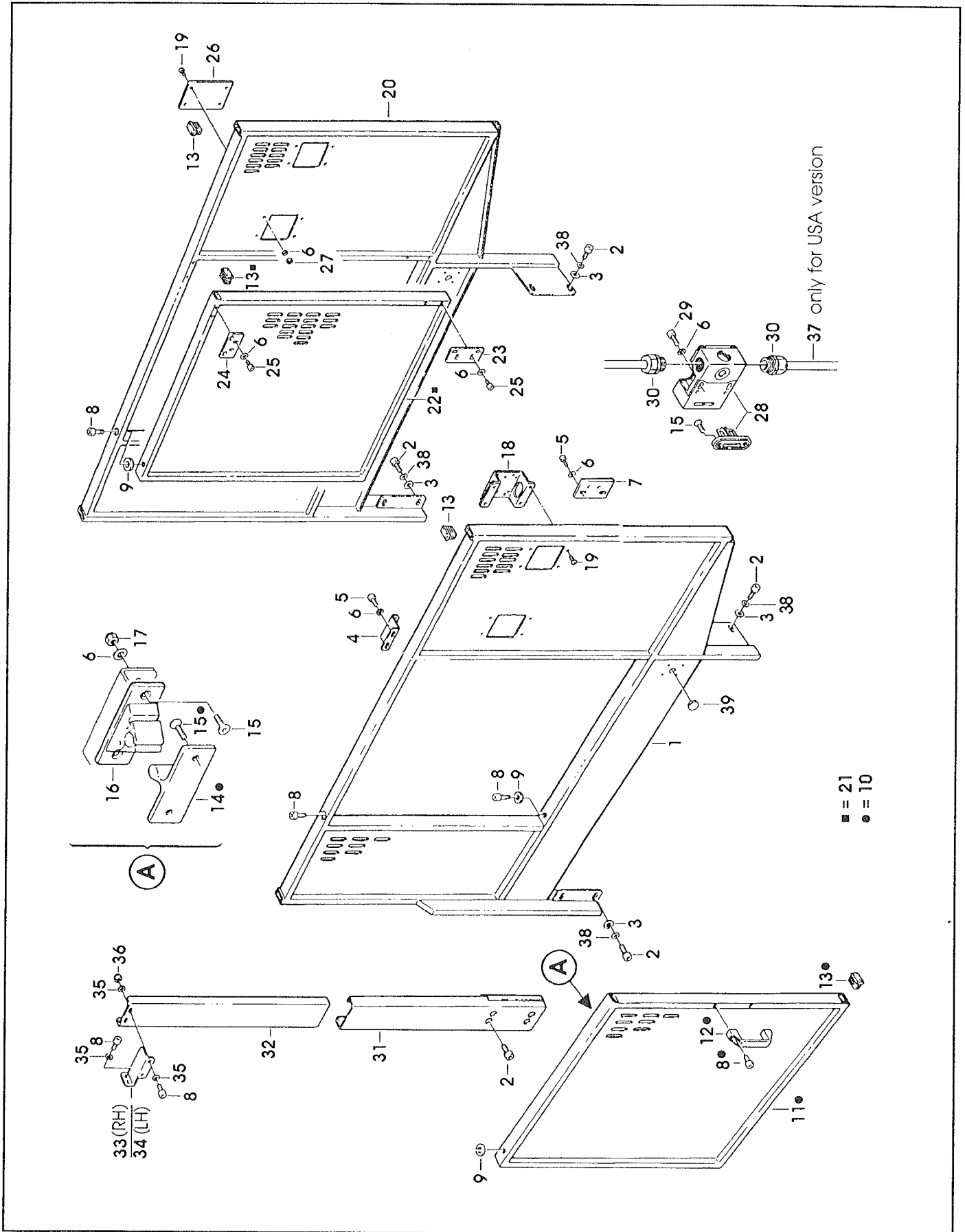


Figure
Figura

Figure description
Descrizione figura

Product
Prodotto

Product description
Descrizione Prodotto

6521

DRIVE ASSEMBLIES

78811408398

120af-I AUTOMATIC CASE SEALER Type 19600

Position Posizione	Spare Part Number Ricambio	Description Descrizione	U.M.	Quantity Quantità
1	78811447453	SIDE DRIVE ASSY - R/H, W/O MOTOR	PZ	1
2	78811447461	SIDE DRIVE ASSY - L/H, W/O MOTOR	PZ	1
3	78807651001	GUIDE - LOWER, RIGHT	PZ	1
4	78807651019	GUIDE - LOWER, LEFT	PZ	1
5	78807651027	GUIDE - UPPER, RIGHT	PZ	1
6	78807651035	GUIDE - UPPER, LEFT	PZ	1
7	78806079956	PIN, ROLLER	PZ	112
8	78806079964	ROLLER	PZ	112
9	78807651076	PLATE - ROLLER, RIGHT	PZ	1
10	78807651084	PLATE - ROLLER, LEFT	PZ	1
11	78807651092	PLATE - ROLLER	PZ	2
12	26100257539	SCREW-SELF TAPPING	PZ	38
13	78800557403	WASHER PLAIN-METRIC 4MM NICK.	PZ	42
14	78807648551	WASHER - SPECIAL /4.5-9X1.5	PZ	28
15	78805489107	SPACER - EXAGONAL	PZ	16
16	78801071693	SCREW-METRIC, M6X12, HEX HD.	PZ	46
17	26100000103	WASHER - FLAT M6	PZ	48
18	78805488919	SCREW SPECIAL	PZ	4
19	78806080004	DRIVE PULLEY ASS.Y	PZ	2
20	78805488786	SHAFT - PULLEY KEYED	PZ	2
21	78805757396	KEY, M5X5X30 MM	PZ	2
22	78805488794	WASHER, /20,5MM	PZ	4
23	78807651050	PULLEY ASS.Y - DRIVE	PZ	2
24	78805267131	RING - POLYURETHANE	PZ	4
25	78801790961	NUT-SPECIAL M18X1	PZ	2
26	78806076481	BEARING - FLANGED	PZ	4
27	78805488778	WASHER, 5,5/20X4	PZ	4
28	26000158621	SCREW, FLAT HD SOC.M5X12	PZ	4
29	78804681357	KEY - 5 X 5 12MM	PZ	2
30	78806080376	CAP - FLANGE	PZ	2
31	78806080038	DRIVE PULLEY ASS.-KEYED	PZ	2
32	78805508252	PULLEY - KEYED	PZ	2
33	26100060362	BEARING - 6003-2RS	PZ	4
34	78806075475	SPACER	PZ	2
35	78805488893	SUPPORT - PULLEY, KEYED	PZ	2
36	78802882445	KEY - 4 X 4 X 10MM	PZ	2
37	78806080053	SPROCKET - 3/8", 11 TEETH	PZ	2
38	78806080061	JOCKEY PULLEY ASS.Y	PZ	2
39	78806080079	PIN-JOCKEY PULLEY	PZ	2
40	78806080087	BEARING 6004-2RS	PZ	2
41	78806080095	JOCKEY PULLEY	PZ	2
42	78801790615	SNAP RING-FOR 20MM SHAFT	PZ	2
43	78806080103	SNAP RING-42MM SHAFT	PZ	2
44	78801793130	NUT SELF LOCKING M8 NICK.PL.	PZ	4
45	26100455075	WASHER M8	PZ	4
46	78806080111	WRAP PULLEY ASS.Y	PZ	2
47	78807651068	PULLEY ASS.Y - IDLER	PZ	2
48	78802325445	BEARING-6203-2RS	PZ	2
49	78802324109	BEARING - 6000-2RS	PZ	2
50	78805488877	SHAFT - PULLEY WRAP	PZ	2
51	78801658556	E - RING 10MM	PZ	2
52	78803203757	SCREW METRIC M6X16 HEX.HD.	PZ	2
53	78804229199	WASHER - TRIPLE, M6	PZ	6
54	78806080137	BELT-TIMING 210 L 075	PZ	2
55	78805488414	DRIVE BELT 12AF	PZ	2

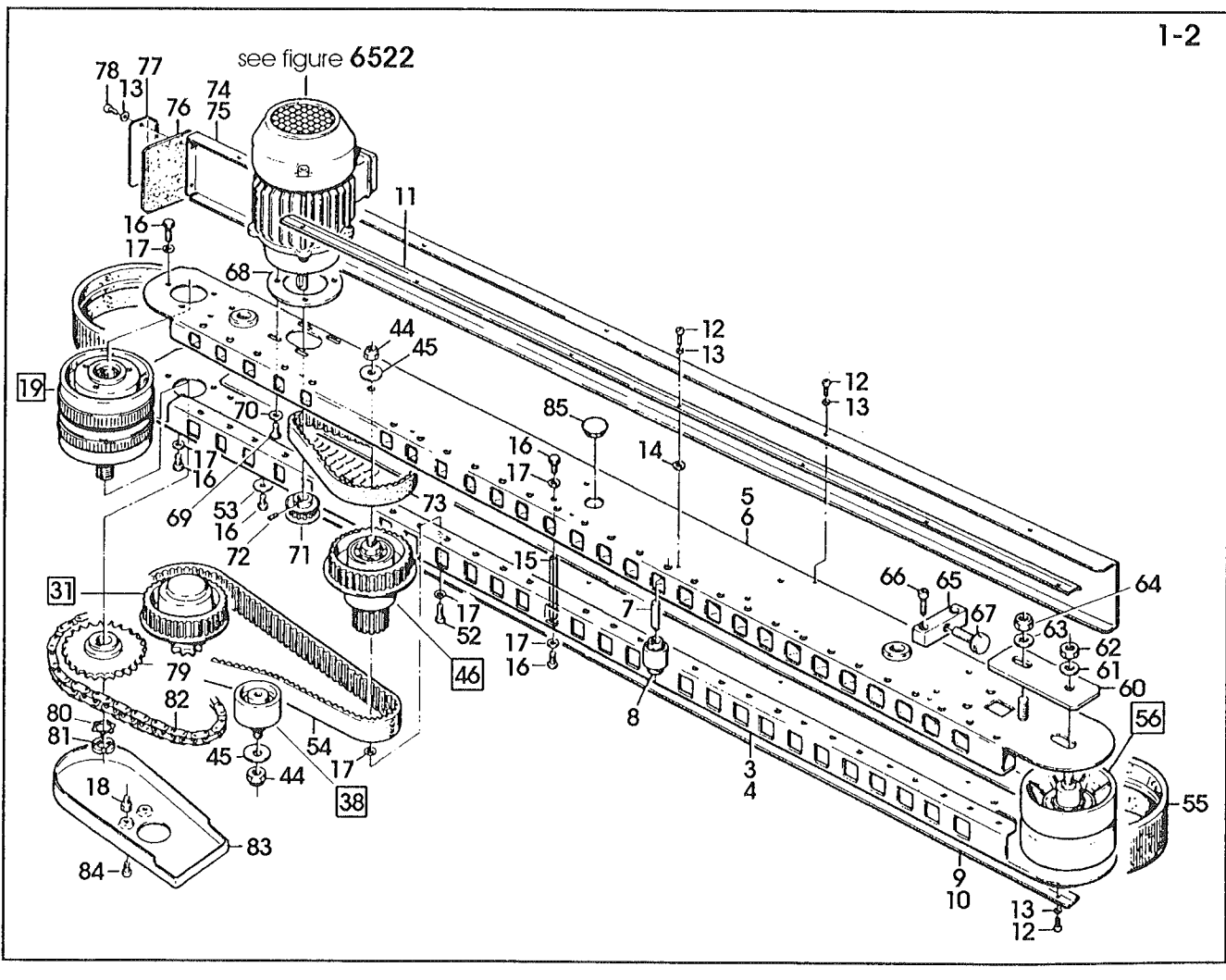
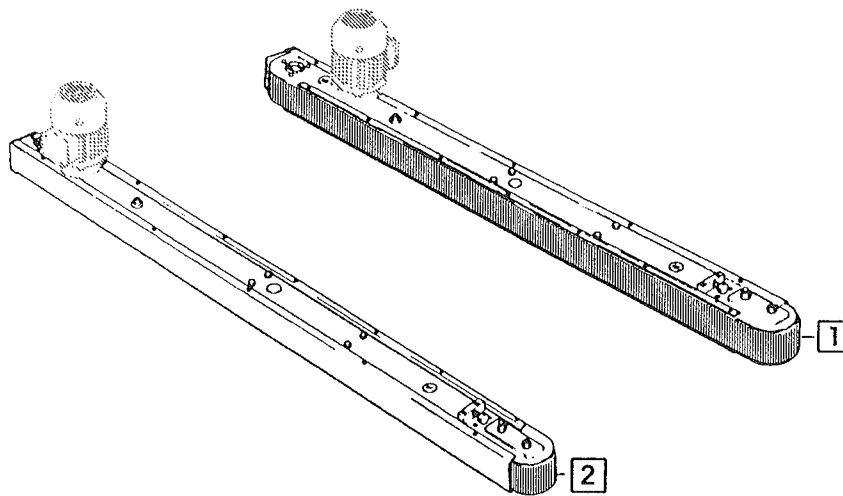


Figure
Figura

Figure description
Descrizione figura

Product
Prodotto

Product description
Descrizione Prodotto

6521

DRIVE ASSEMBLIES

78811408398

120cf-I AUTOMATIC CASE SEALER Type 19600

Position Posizione	Spare Part Number Ricambio	Description Descrizione	U.M.	Quantity Quantità
56	78806080145	IDLER ROLLER ASS.Y	PZ	2
57	78805489131	SHAFT - ROLLER	PZ	2
58	78805267107	ROLLER - IDLER	PZ	2
59	12799702720	E-RING, M-25	PZ	2
60	78807648643	TENSIONING - BELT	PZ	4
61	78801793189	WASHER-PLAIN-METRIC 8MM	PZ	4
62	26100013478	NUT METRIC HEX STL.M8	PZ	4
63	78805265663	WASHER - FRICTION	PZ	4
64	26100369185	NUT, PLASTIC INSERT M10 HEX FLANGE	PZ	4
65	78805489032	BLOCK - BELT	PZ	4
66	78801072105	SCREW - SOC.HD.HEX.SOC.M6X20	PZ	8
67	78805489040	SCREW - BELT ADJUSTMENT	PZ	4
68	78809460500	SPACER - MOTOR	PZ	2
69	26100547574	SCREW - FLAT HD, SOC.DR. M5X20	PZ	8
70	78806080731	WASHER - MOTOR	PZ	8
71	78806080152	PULLEY 17XL050	PZ	2
72	26100388169	SCREW, SET M5X6	PZ	2
73	78806080160	BELT, TIMING 190XL050	PZ	2
74	78807651100	COVER - RIGHT	PZ	1
75	78807651118	COVER - LEFT	PZ	1
76	78805488976	GUARD - BELT	PZ	2
77	78807648700	PLATE	PZ	2
78	26100249551	SCREW-SELF TAP 8PX13	PZ	4
79	78806080194	SPROCKET - 3/8" 28 TEETH	PZ	2
80	78805758345	TAB WASHER	PZ	2
81	78805758352	CENTERING WASHER	PZ	2
82	78806080202	CHAIN, 3/8" PITCH L=50	PZ	2
83	78806077265	GUARD, CHAIN	PZ	2
84	26100379481	SCREW,SOC.HD HEX SOC.M5X10	PZ	4
85	78806078859	END CAP /25X1,2	PZ	2

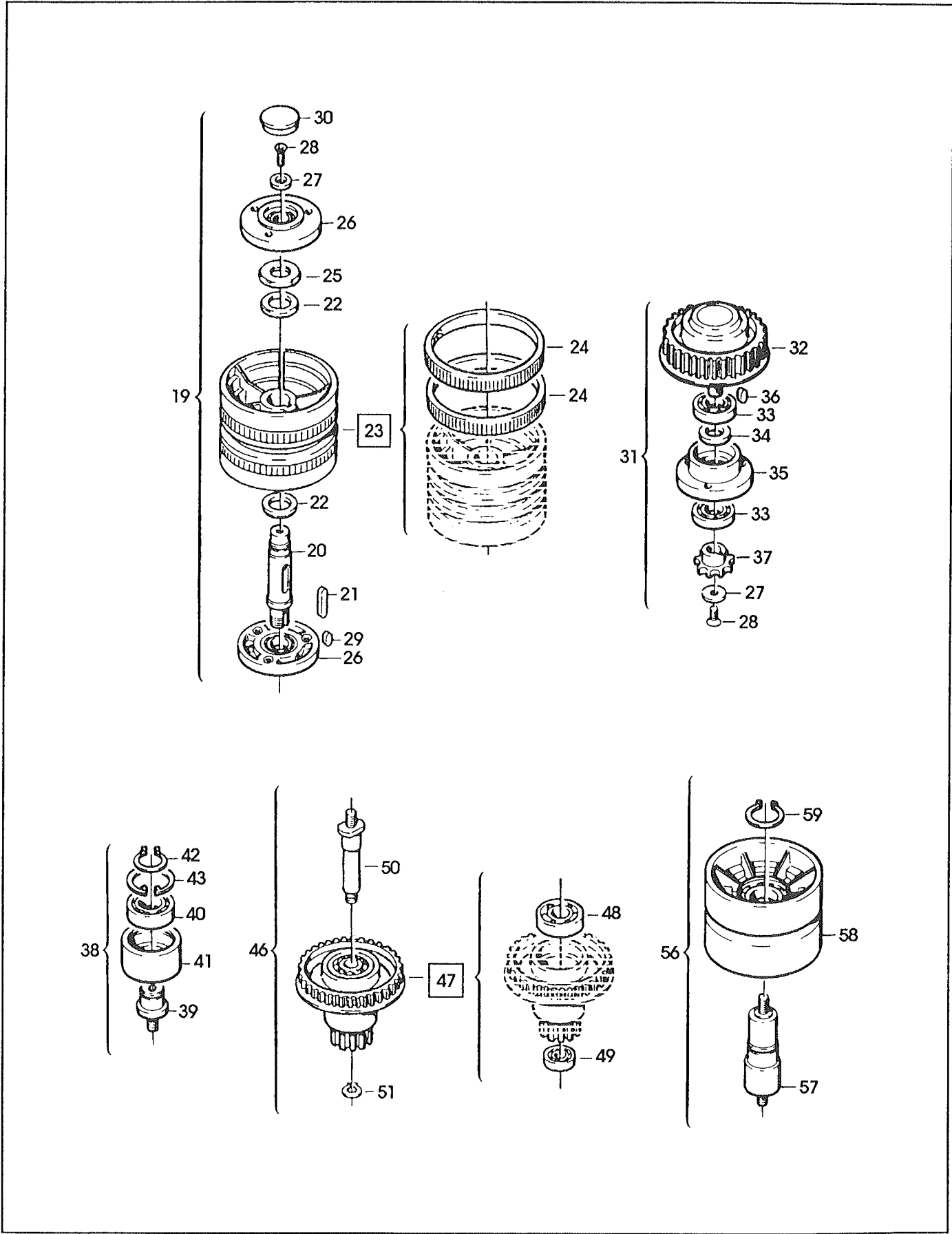


Figure
Figura

Figure description
Descrizione figura

Product
Prodotto

Product description
Descrizione Prodotto

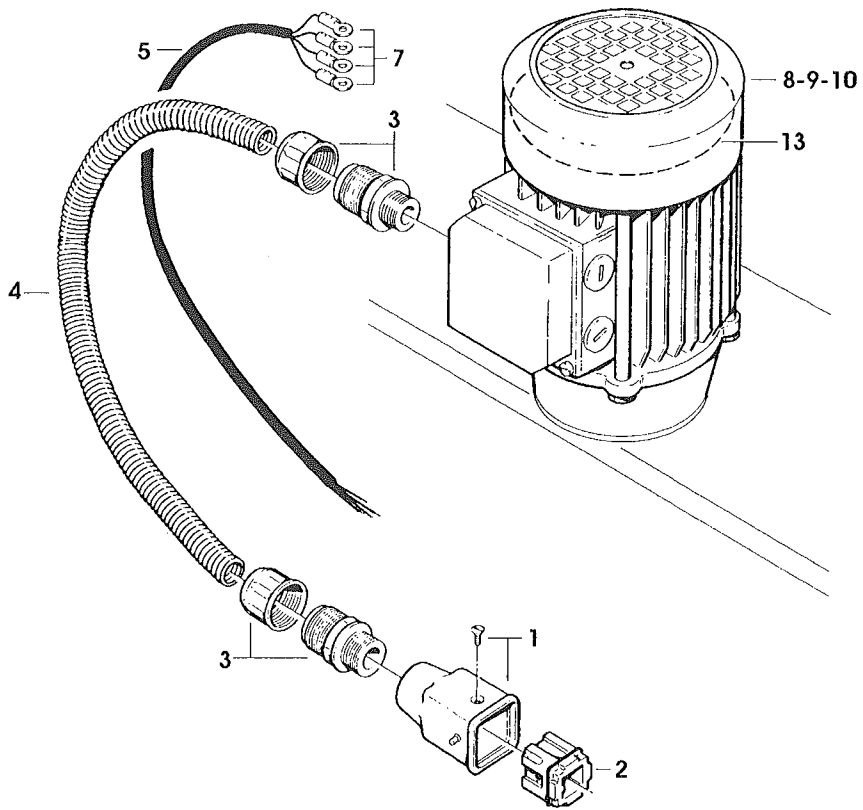
6522

ELECTRICAL MOTORS

78811408398

120af-I AUTOMATIC CASE SEALER Type 19600

Position Posizione	Spare Part Number Ricambio	Description Descrizione	U.M.	Quantity Quantità
1	78806078776	PLUG HOUSING VERTICAL	PZ	2
2	78806078750	PLUG MALE	PZ	2
3	78806076267	CONNECTOR PG 11/12	PZ	4
4	78806080384	SLEEVING /12 0,45 M.	PZ	2
5	78806080525	CABLE 4X1,5 5MT 3PH	PZ	1
6	78809104330	CABLE - 3X1,5 1-PHASE, 5 MT.	PZ	1
7	78806078800	EYELET TERMINAL /4 RED	PZ	8
8	78809464726	MOTOR - 200/220V, 50/60HZ 3-PHASE	PZ	2
9	78809463785	MOTOR - 3PH, 220/460V 50/60HZ H63 A4 KW 0.12 B14	PZ	2
10	78806078412	MOTOR 260/440V 50HZ 3F H63	PZ	2
11	78809464734	MOTOR - 100/115V, 50/60HZ, 1-PHASE	PZ	2
12	78806084311	MOTOR 220-240V, 50HZ 1-PH.	PZ	2
13	78807652264	FAN - MOTOR, F.63	PZ	2
14	78811449178	HOUSING - CAPACITOR FOR MOTOR MH63	PZ	2
15	78811449202	CAPACITOR - 25MF 250V	PZ	2
16	78811986757	CAPACITOR - 5MF, 450V	PZ	2



3 - Phase

1 - Phase

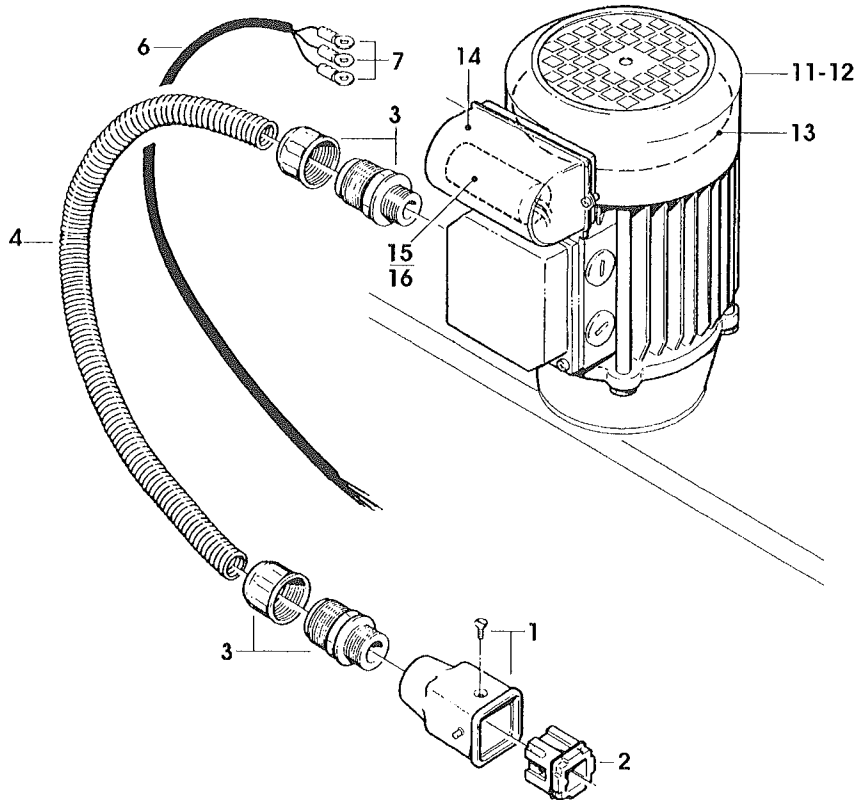


Figure
Figura

Figure description
Descrizione figura

Product
Prodotto

Product description
Descrizione Prodotto

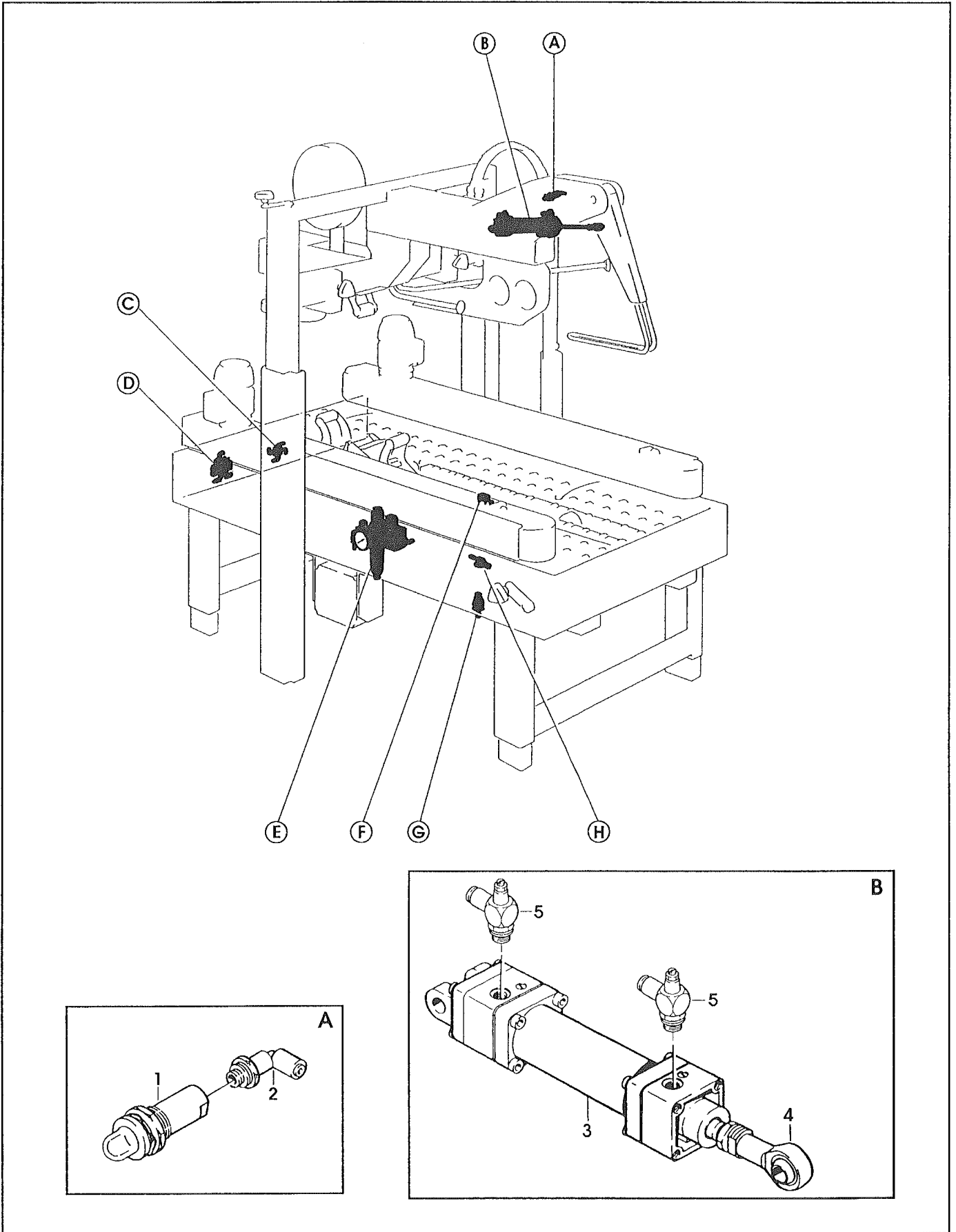
6523

PNEUMATIC COMPONENTS

78811408398

120af-I AUTOMATIC CASE SEALER Type 19600

Position Posizione	Spare Part Number Ricambio	Description Descrizione	U.M.	Quantity Quantità
1	78807646654	INDICATOR - VISUAL	PZ	1
2	26100559090	ELBOW	PZ	4
3	78805757388	CYLINDER,SIRI 40MM X 100MM	PZ	1
4	78805757479	MOUNT, CYLINDER ROD END	PZ	1
5	78809105105	REGULATOR - SPEED	PZ	2
6	78811446489	JUNCTION BLOCK - 1/8" 3033	PZ	1
7	78809103134	ELBOW - 3199.08.10	PZ	2
8	78811446497	VALVE - SHUTTLE, EVFA 3130	PZ	1
9	78805507569	UNION ROTATING MR41-06-14	PZ	2
10	26100568901	MUFFLER	PZ	3
11	78809103159	ELBOW - 3199.08.13	PZ	2
12	78811447446	FILTER/REGULATOR ASSY	PZ	1
13	78811446505	FILTER/REGULATOR ASSY	PZ	1
14	26101445588	FILTER/REGULATOR W/METAL BOWL	PZ	1
15	78810009585	BLOCK	PZ	1
16	78811446513	BLOCK - ASSEMBLY, Y20	PZ	1
17	78805488380	GAUGE - AIR	PZ	1
18	78810009577	VALVE - EVHS 2500-F02-X116	PZ	1
19	78806079006	UNION RA 022 1/4"-1/4"	PZ	1
20	26100568976	HOSE CONNECTOR - RA030 9-1/4"	PZ	1
21	78811447362	STARTER - EAV2000-220V-CA	PZ	1
22	78811446927	STARTER - EAV2000-110V-CA	PZ	1
23	78807648866	MUFFLER 1/4"	PZ	1
24	78809460849	LIMIT SWITCH PXC-M521	PZ	1
25	78811446539	JOINT - 31560600	PZ	1
26	78806078610	END CAP	PZ	1
27	78811447040	UNION - 3140A0800	PZ	1
28	78811447057	UNION - KQR 06-08	PZ	1
29	26100379465	SCREW - SOC.HD. M4X25	PZ	2
30	78800557403	WASHER PLAIN-METRIC 4MM NICK.	PZ	8
31	78801074168	NUT-METRIC, HEX, STEEL M4	PZ	4
32	26100379473	SCREW SOC.HD.HEX SOX.M4X35	PZ	2
33	26100379515	SCREW,SOC HD HEX SOC M5X20	PZ	2
34	78802882148	WASHER	PZ	2
35	78811986666	TUBE - AIR, Tuo425B, 5 M	PZ	1
36	78811986674	TUBE - AIR, Tuo604B, 5 M	PZ	2
37	78811986682	TUBE - AIR, Tuo805B, 5 M	PZ	1
39	78811448097	CONNECTOR W/O LED, 2009636	PZ	1



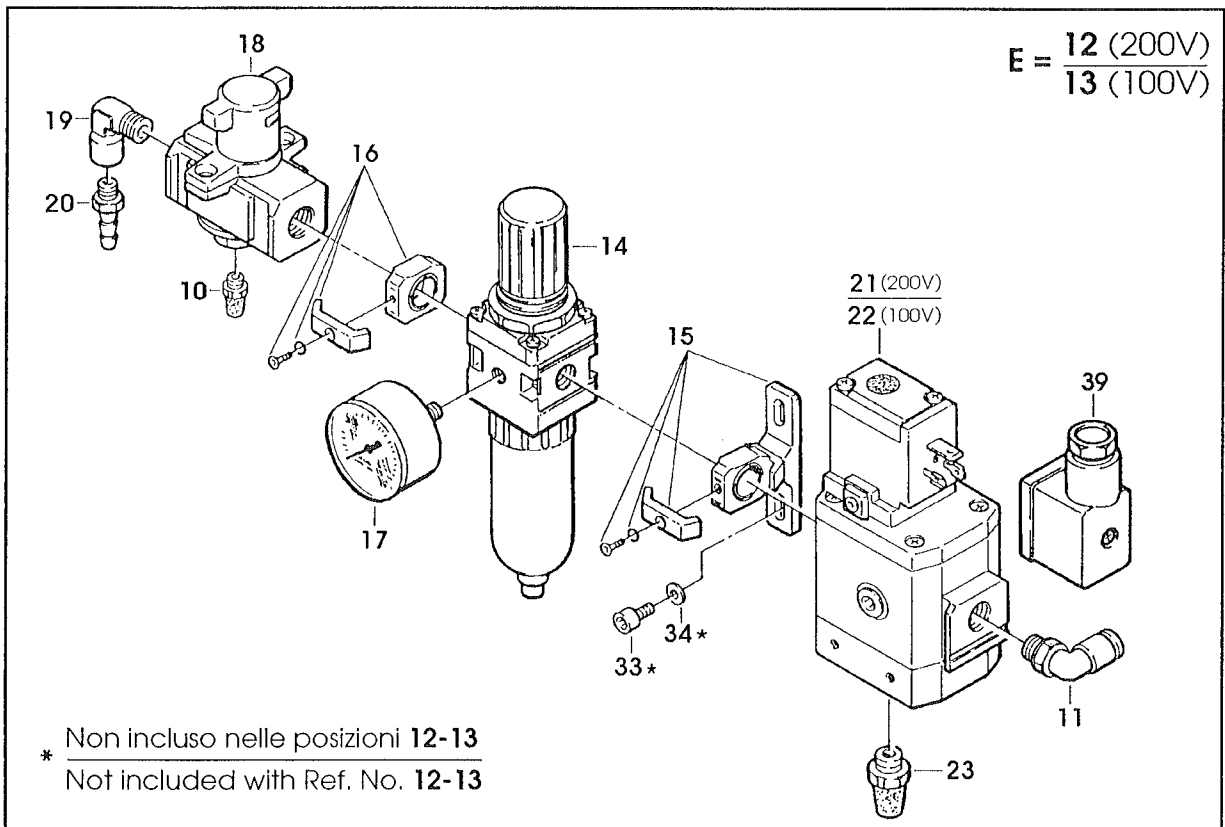
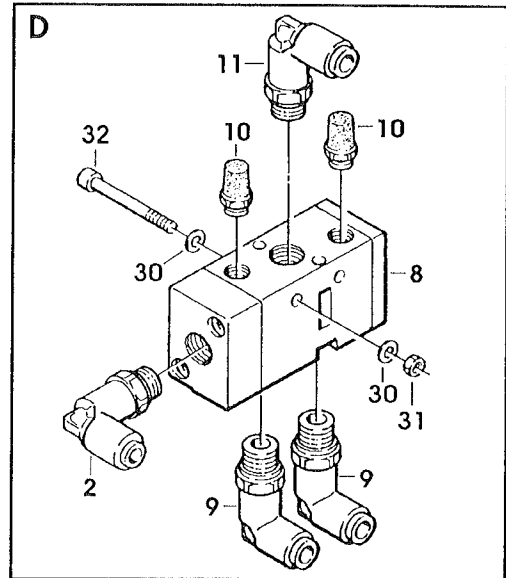
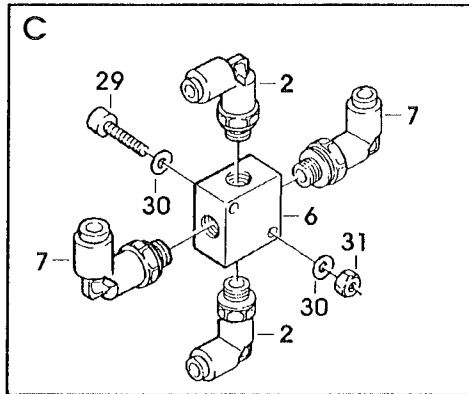
120af-1

Feb. 1999

Fig. 6523/1

Figure <i>Figura</i>	Figure description <i>Descrizione figura</i>	Product <i>Prodotto</i>	Product description <i>Descrizione Prodotto</i>
6523	PNEUMATIC COMPONENTS	78811408398	120cf-I AUTOMATIC CASE SEALER Type 19600

Position <i>Posizione</i>	Spare Part Number <i>Ricambio</i>	Description <i>Descrizione</i>	U.M.	Quantity <i>Quantità</i>
1	78807646654	INDICATOR - VISUAL	PZ	1
2	26100559090	ELBOW	PZ	4
3	78805757388	CYLINDER,SIRI 40MM X 100MM	PZ	1
4	78805757479	MOUNT, CYLINDER ROD END	PZ	1
5	78809105105	REGULATOR - SPEED	PZ	2
6	78811446489	JUNCTION BLOCK - 1/8" 3033	PZ	1
7	78809103134	ELBOW - 3199.08.10	PZ	2
8	78811446497	VALVE - SHUTTLE, EVFA 3130	PZ	1
9	78805507569	UNION ROTATING MR41-06-14	PZ	2
10	26100568901	MUFFLER	PZ	3
11	78809103159	ELBOW - 3199.08.13	PZ	2
12	78811447446	FILTER/REGULATOR ASSY	PZ	1
13	78811446505	FILTER/REGULATOR ASSY	PZ	1
14	26101445588	FILTER/REGULATOR W/METAL BOWL	PZ	1
15	78810009585	BLOCK	PZ	1
16	78811446513	BLOCK - ASSEMBLY, Y20	PZ	1
17	78805488380	GAUGE - AIR	PZ	1
18	78810009577	VALVE - EVHS 2500-F02-X116	PZ	1
19	78806079006	UNION RA 022 1/4"-1/4"	PZ	1
20	26100568976	HOSE CONNECTOR - RA030 9-1/4"	PZ	1
21	78811447362	STARTER - EAV2000-220V-CA	PZ	1
22	78811446927	STARTER - EAV2000-110V-CA	PZ	1
23	78807648866	MUFFLER 1/4"	PZ	1
24	78809460849	LIMIT SWITCH PXC-M521	PZ	1
25	78811446539	JOINT - 31560600	PZ	1
26	78806078610	END CAP	PZ	1
27	78811447040	UNION - 3140A0800	PZ	1
28	78811447057	UNION - KQR 06-08	PZ	1
29	26100379465	SCREW - SOC.HD. M4X25	PZ	2
30	78800557403	WASHER PLAIN-METRIC 4MM NICK.	PZ	8
31	78801074168	NUT-METRIC, HEX, STEEL M4	PZ	4
32	26100379473	SCREW SOC.HD.HEX SOX.M4X35	PZ	2
33	26100379515	SCREW,SOC HD HEX SOC M5X20	PZ	2
34	78802882148	WASHER	PZ	2
35	78811986666	TUBE - AIR, TUO425B, 5 M	PZ	1
36	78811986674	TUBE - AIR, TUO604B, 5 M	PZ	2
37	78811986682	TUBE - AIR, TUO805B, 5 M	PZ	1
39	78811448097	CONNECTOR W/O LED, 2009636	PZ	1



* Non incluso nelle posizioni 12-13
* Not included with Ref. No. 12-13

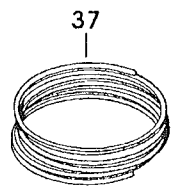
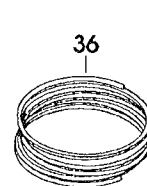
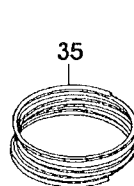
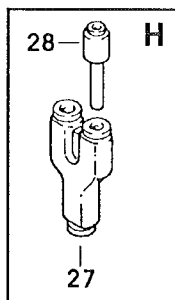
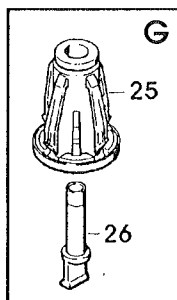
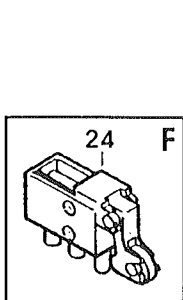


Figure
Figura

Figure description
Descrizione figura

Product
Prodotto

Product description
Descrizione Prodotto

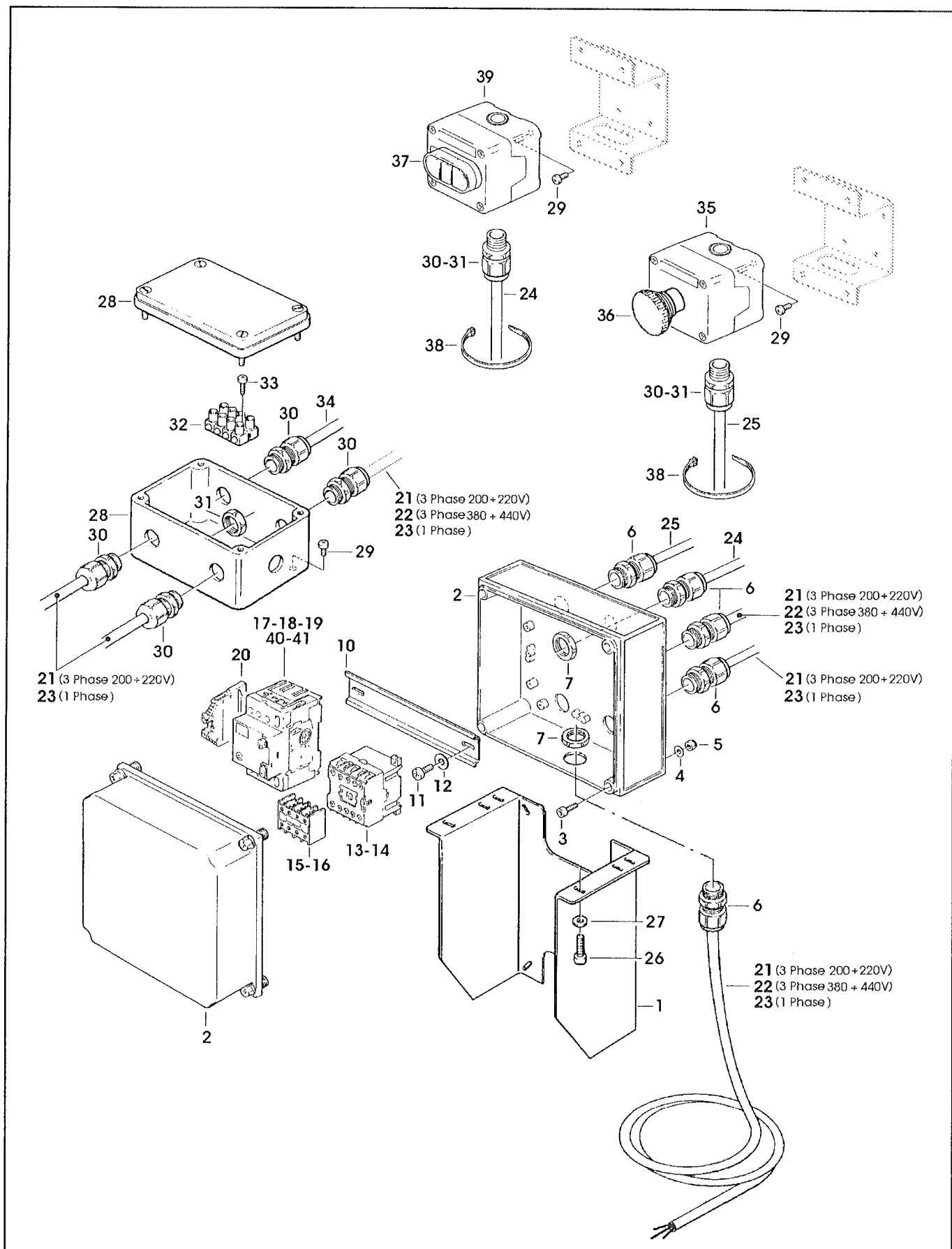
6524

ELECTRICAL COMPONENTS

78811408398

120af-I AUTOMATIC CASE SEALER Type 19600

Position Posizione	Spare Part Number Ricambio	Description Descrizione	U.M.	Quantity Quantità
1	78809463793	SUPPORT - BOX	PZ	1
2	78809463801	BOX	PZ	1
3	26100379457	SCREW - SOC.HD. M4X20	PZ	4
4	78800557403	WASHER PLAIN-METRIC 4MM NICK.	PZ	4
5	26100369144	NUT, PLASTIC INSERT M4	PZ	4
6	78807647157	CORD GRIP	PZ	5
7	78807652116	SET NUT GMP13,5	PZ	5
10	78809463827	GUIDE - MOUNTING	PZ	1
11	78802882080	SCREW - 6PX9,5	PZ	2
12	78801790185	WASHER-METRIC, PLAIN, M4 SPEC.	PZ	2
13	78810008306	CONTACTOR - CA4-5-10 220V 50HZ	PZ	1
14	78809463835	CONTACTOR - CA4-5-10, 110V 60HZ	PZ	1
15	78811447370	TIMER - 195-MA40	PZ	1
16	78811446471	AUXILIARY CONTACTS	PZ	1
17	78810007555	SWITCH - KTA 3-25, 2.5÷4 A	PZ	1
18	78807653783	SWITCH - THERMAL, KTA-3-25, 1,6÷2,5 A	PZ	1
19	78807652231	SWITCH - THERMAL, KTA 3-25 1÷1,6 A	PZ	1
20	78809463843	CLAMP - VGPE 4/6	PZ	1
21	78806080525	CABLE 4X1,5 5MT 3PH	PZ	2
22	78809104322	CABLE - 5X1.5 , 5 MT.	PZ	1
23	78809104330	CABLE - 3X1.5 1-PHASE, 5 MT.	PZ	2
24	78807651761	CABLE FROR 07 3X0.75, 5 M.	PZ	1
25	78807652736	CABLE - 3X1, 5M	PZ	1
26	78801072105	SCREW - SOC.HD.HEX.SOC.M6X20	PZ	4
27	26100000103	WASHER - FLAT M6	PZ	4
28	78807648817	PULL BOX	PZ	1
29	78801792579	SCREW-PHILLIS HEAD, M4X10	PZ	8
30	78807645326	CORD GRIP - ST11	PZ	8
31	78807646456	LOCK NUT - GMP11	PZ	8
32	78807649682	TERMINAL	PZ	0,33
33	78809104348	SCREW - SELF-TAPPING 4.2X19	PZ	2
34	78810008322	WIRE - FROR 07 3X1 (5 M.)	PZ	1
35	78807651944	BOX - E-STOP	PZ	2
36	26101458458	E-STOP - /40, W/LATCH+CONTACT BLOCK, 800EM-MTS44-3LX01	PZ	2
37	78809463868	SWITCH - ON/OFF, DM3N-C-01/10	PZ	1
38	78806080293	CLAMP, 140X3,5	PZ	4
39	78811448964	BOX - ON/FF, GREY	PZ	1
40	78811989652	SWITCH - KTA 3-25 4÷6,3 A	PZ	1
41	78811446000	SWITCH - KTA 3-25 6.3÷10 A	PZ	1



THIS PAGE IS BLANK

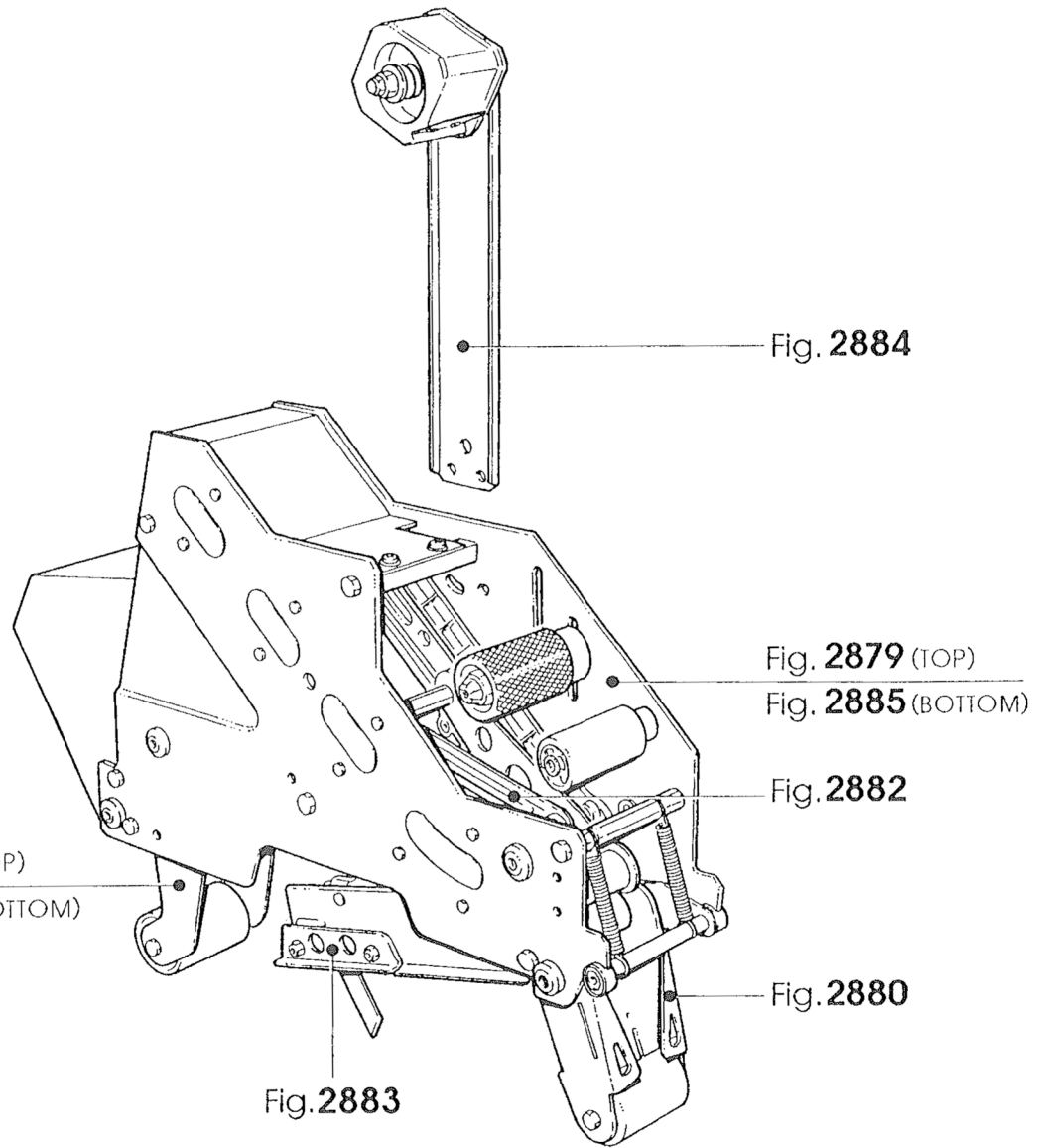
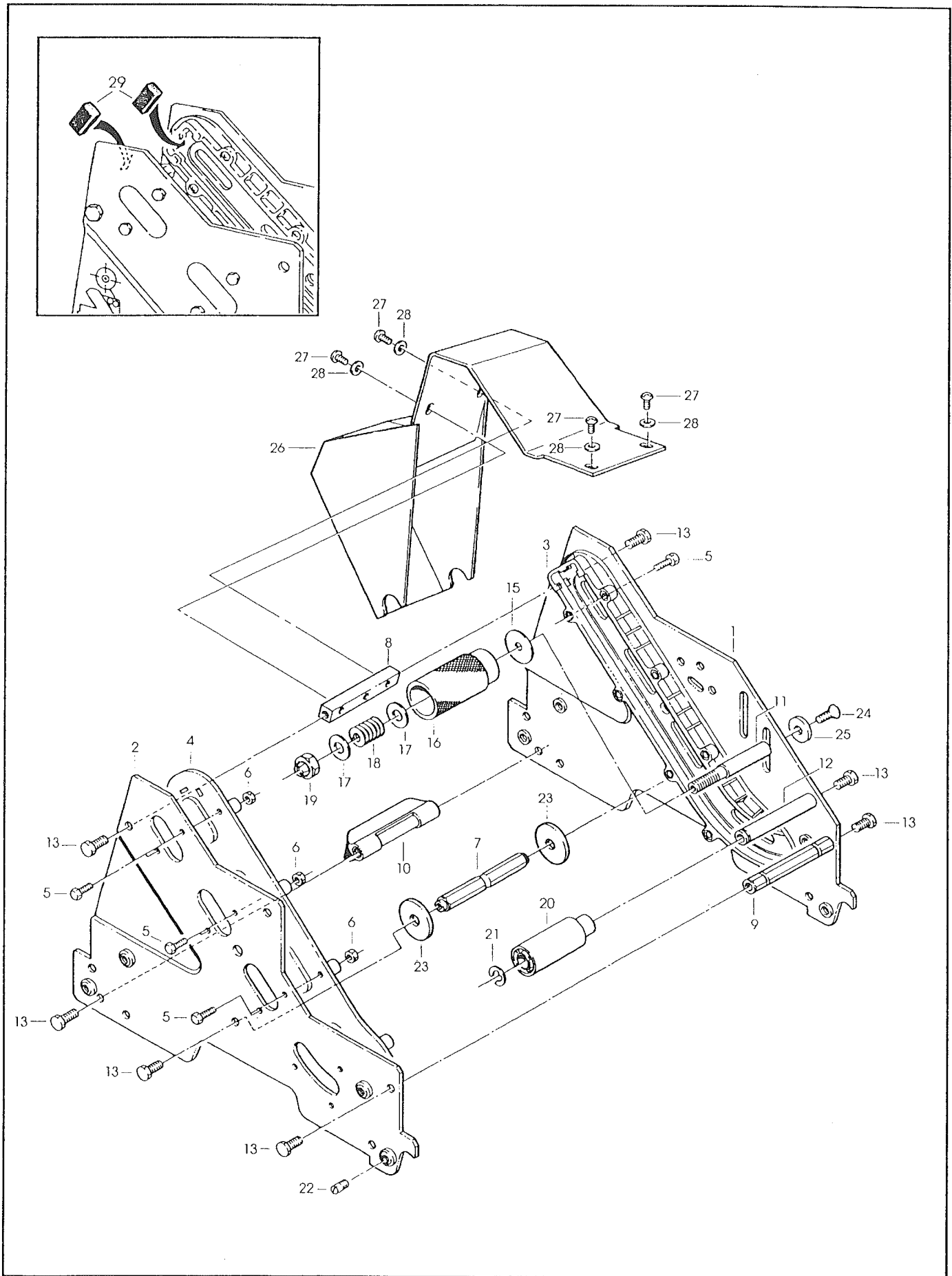


Figura	Descrizione figura	Magaz.	Codice	Descrizione
2879	GRUPPO SPALLE	0	78811408281	ACCUGLIDE II - 2", UPPER TYPE 39600

Posizione	Codice	Descrizione	U.M.	Quantita`
1	78807013863	FRAME - TAPE MOUNT UPPER ASS.Y	PZ	1
2	78807013871	FRAME - FRONT UPPER ASS.Y	PZ	1
3	78806841439	GUIDE - #1	PZ	1
4	78806841447	GUIDE - #2	PZ	1
5	83000273363	SCREW - HEX HD M4X14 ZINC.PL	PZ	18
6	78801074168	NUT-METRIC, HEX, STEEL M4	PZ	18
7	78807012519	SPACER - SPRING	PZ	1
8	78805487648	SPACER - 10X10X90MM	PZ	1
9	78805265606	SPACER - FRONT	PZ	1
10	78806079360	BRUSH ASSY	PZ	1
11	78805265648	SHAFT - TENSION ROLLER	PZ	1
12	78805265689	SHAFT - WRAP ROLLER	PZ	1
13	26100358295	SCREW HEX.HD.M6X12	PZ	9
15	78810010096	WASHER - SPECIAL	PZ	1
16	78805265655	ROLLER - TOP TENSION	PZ	1
17	26100455109	WASHER - PLAIN, M10	PZ	2
18	78805265671	SPRING - COMPRESSION	PZ	1
19	78801790771	NUT - SELF-LOCKING M10X1	PZ	1
20	78805265697	ROLLER - WRAP	PZ	1
21	26100016133	RING - RETAINING 10DIN6799	PZ	1
22	78807645003	STUD - MOUNTING	PZ	4
23	78807652421	STOP - CUTOFF FRAME	PZ	2
24	78806081796	SCREW-FLAT HD HEX M6X20	PZ	1
25	78807654773	WASHER - SPECIAL /6.5X20X4	PZ	1
26	78810010476	GUARD-HEAD	PZ	1
27	78801790664	SCREW - METRIC, M5X12	PZ	4
28	78800557411	WASHER - FLAT, M5	PZ	4
29	78807647348	BUMPER	PZ	2

==== Data 27/05/2003 ====

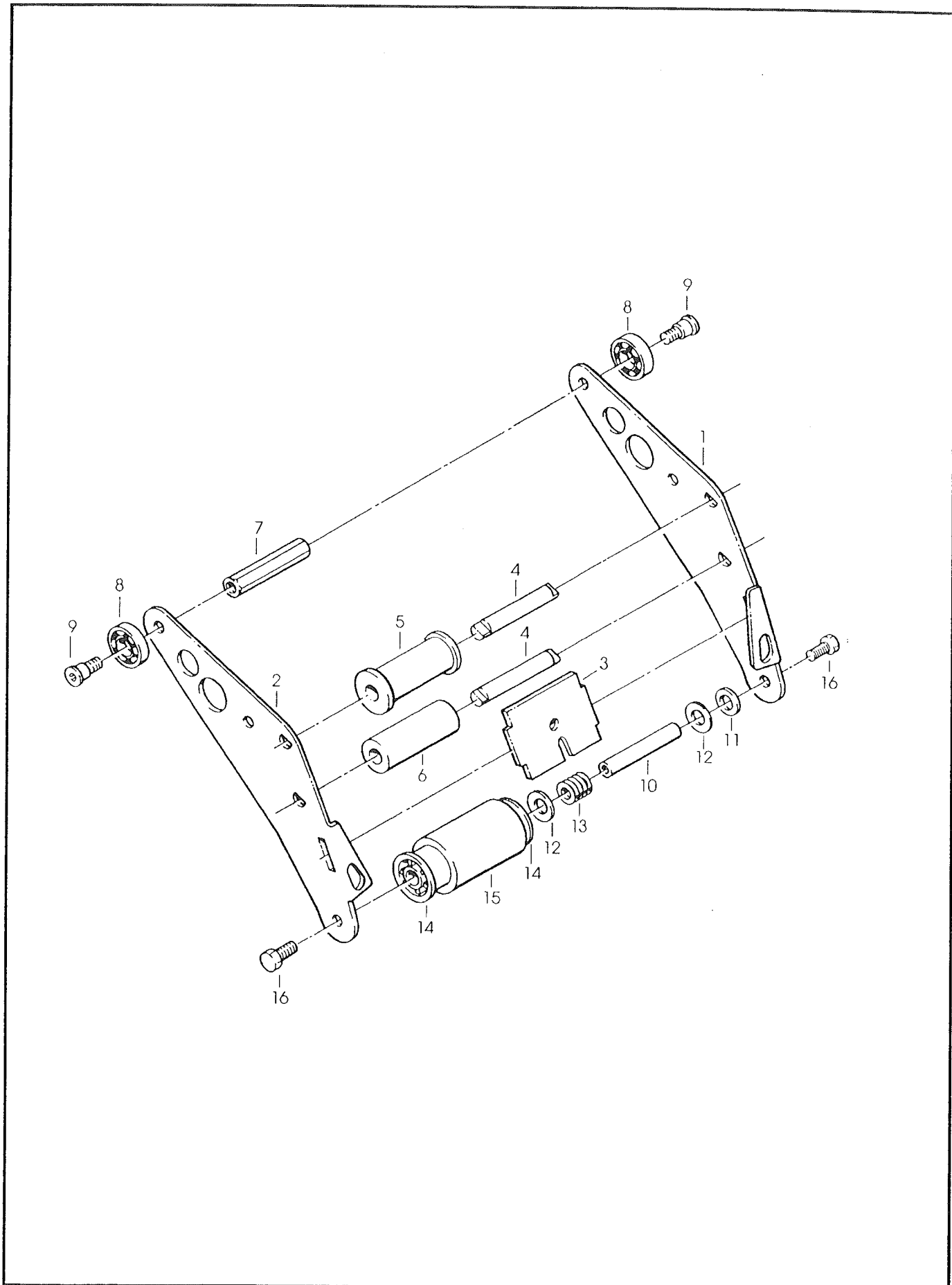


K13-3M (TOP)

Figura	Descrizione figura	Magaz.	Codice	Descrizione
2880	GRUPPO ENTRATA	0	78811408281	ACCUGLIDE II - 2", UPPER TYPE 39600

Posizione	Codice	Descrizione	U.M.	Quantita'
1	78807012063	ARM - APPLYING, R/H	PZ	1
2	78807012071	ARM - APPLYING, L/H	PZ	1
3	78807012212	PLATE - TAPE	PZ	1
4	78807013095	SHAFT - ROLLER	PZ	2
5	78807013673	ROLLER - KNURLED ASS'Y	PZ	1
6	78807012667	ROLLER - WRAP	PZ	1
7	78805265804	SPACER - REAR	PZ	1
8	78801790821	BEARING-SPECIAL 30MM	PZ	2
9	78801791068	SCREW-BEARING SHOULDER	PZ	2
10	78805265754	SHAFT - 10x60 W/HEXAGON	PZ	1
11	78801790748	WASHER-NYLON 15MM	PZ	1
12	78805265663	WASHER - FRICTION	PZ	2
13	78805265671	SPRING - COMPRESSION	PZ	1
14	78806083958	BUSHING-APPLYING ROLLER	PZ	1
15	78805761794	ROLLER - APPLYING	PZ	1
16	26100358295	SCREW HEX.HD.M6X12	PZ	2

Data 29/01/98



K13-3M

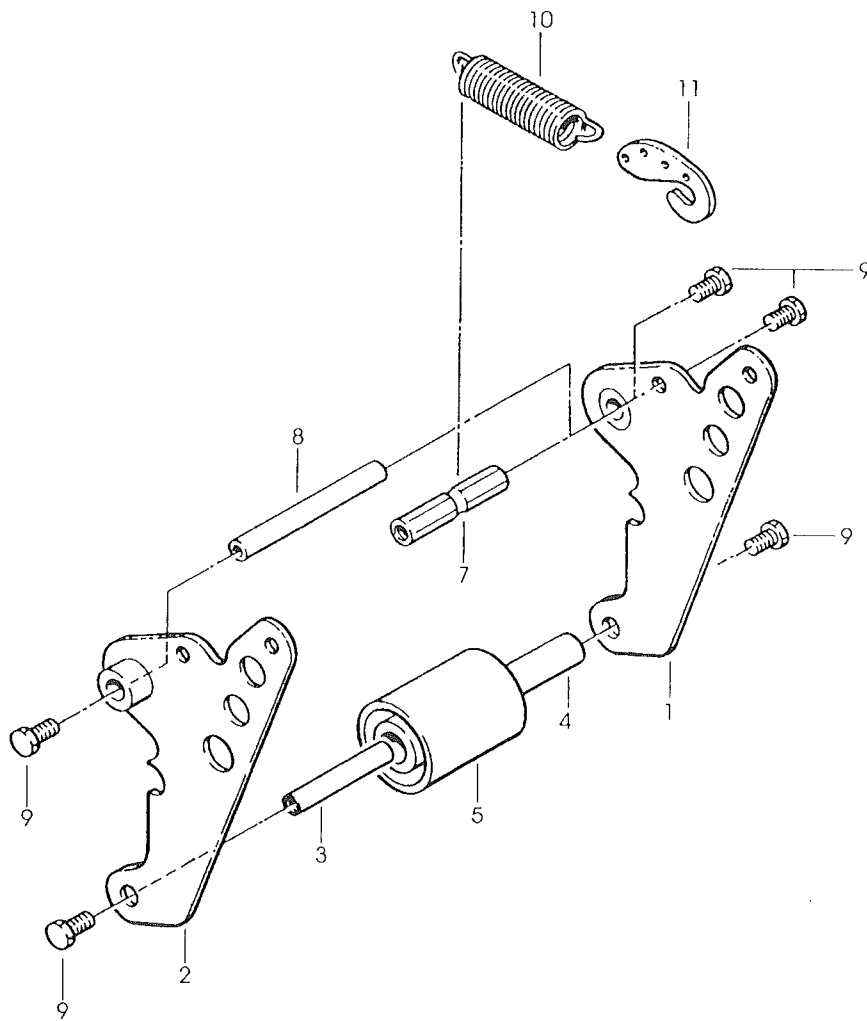
Giu. 96

Fig.2880

Figura	Descrizione figura	Magaz.	Codice	Descrizione
2881	GRUPPO USCITA	0	000000K13TB	ACCUGLIDE HEAD 2" K13 TOP TYPE B

Posizione	Codice	Descrizione	U.M.	Quantita'
1	78807013921	BUFFING ARM SUB ASS.Y	PZ	1
2	78807013913	BUFFING ARM SUB ASSY	PZ	1
3	78805265754	SHAFT - ROLLER, 10X60	PZ	1
4	78805265861	BUSHING - BUFFING ROLLER	PZ	1
5	78805761786	ROLLER - BUFFING NM	PZ	1
7	78807012204	SPACER - SPRING	PZ	1
8	78801791092	SHAFT-10X90MM	PZ	1
9	26100358295	SCREW HEX.HD.M6X12	PZ	6
10	78807012741	SPRING - UPPER	PZ	1
11	78807012444	HOLDER - SPRING	PZ	1

=====
 ===== Data 04/07/96



K13-3M (TOP)

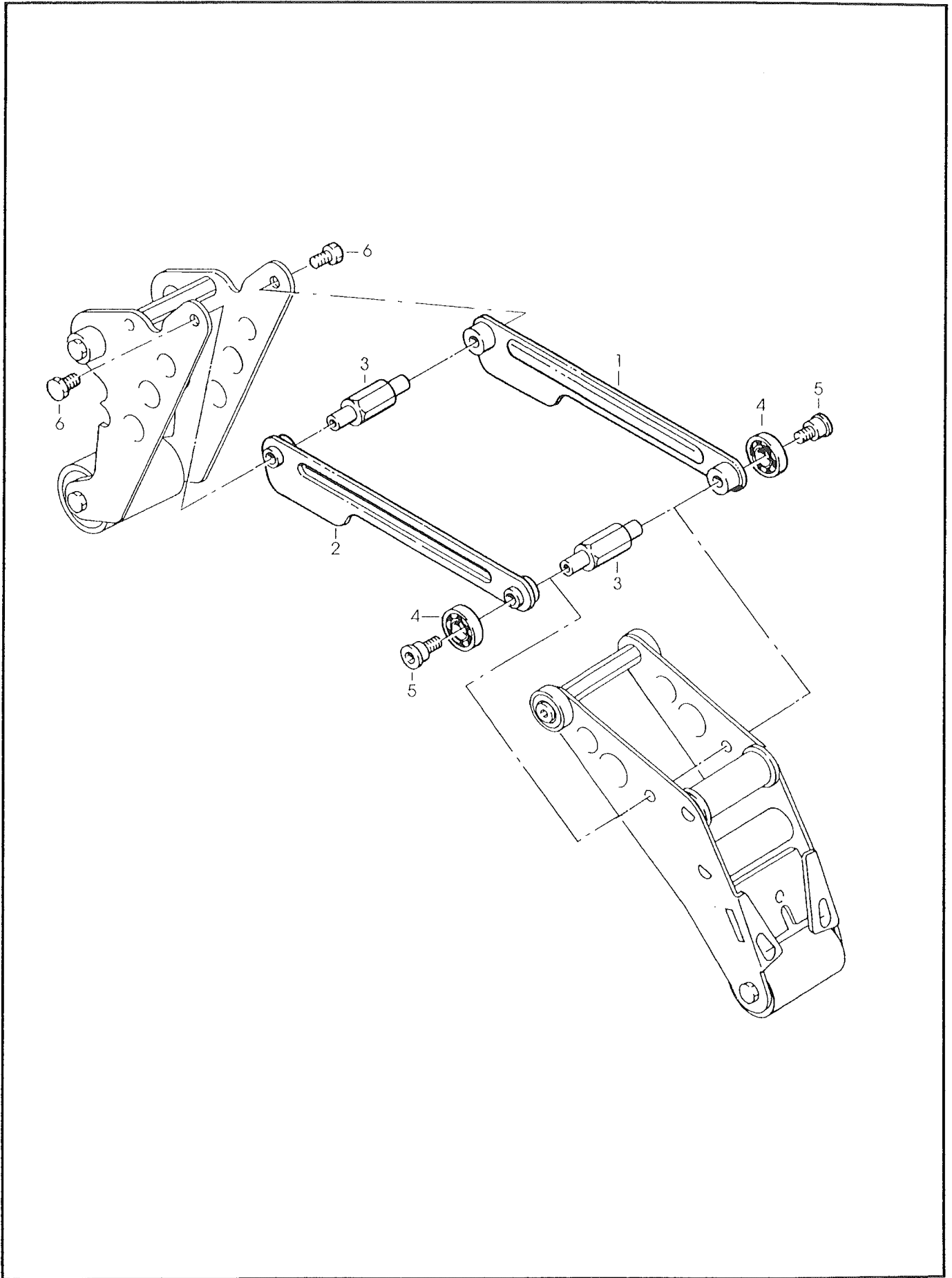
Giu. 96

Fig.2881

Figura	Descrizione figura	Magaz.	Codice	Descrizione
2882	GRUPPO LEVE	0	000000K13TB	ACCUGLIDE HEAD 2" K13 TOP TYPE B

Posizione	Codice	Descrizione	U.M.	Quantita'
1	78807013889	LINK - ARM BUSHING ASS.Y	PZ	1
2	78807013897	LINK - ARM BUSHING ASS.Y	PZ	1
3	78807012717	SHAFT - PIVOT	PZ	2
4	78801790821	BEARING-SPECIAL 30MM	PZ	2
5	78801791068	SCREW-BEARING SHOULDER	PZ	2
6	26100358287	SCREW - SPEC., HEX. HD. M6X10	PZ	2

=====
 ===== Data 04/07/96



K13-3M

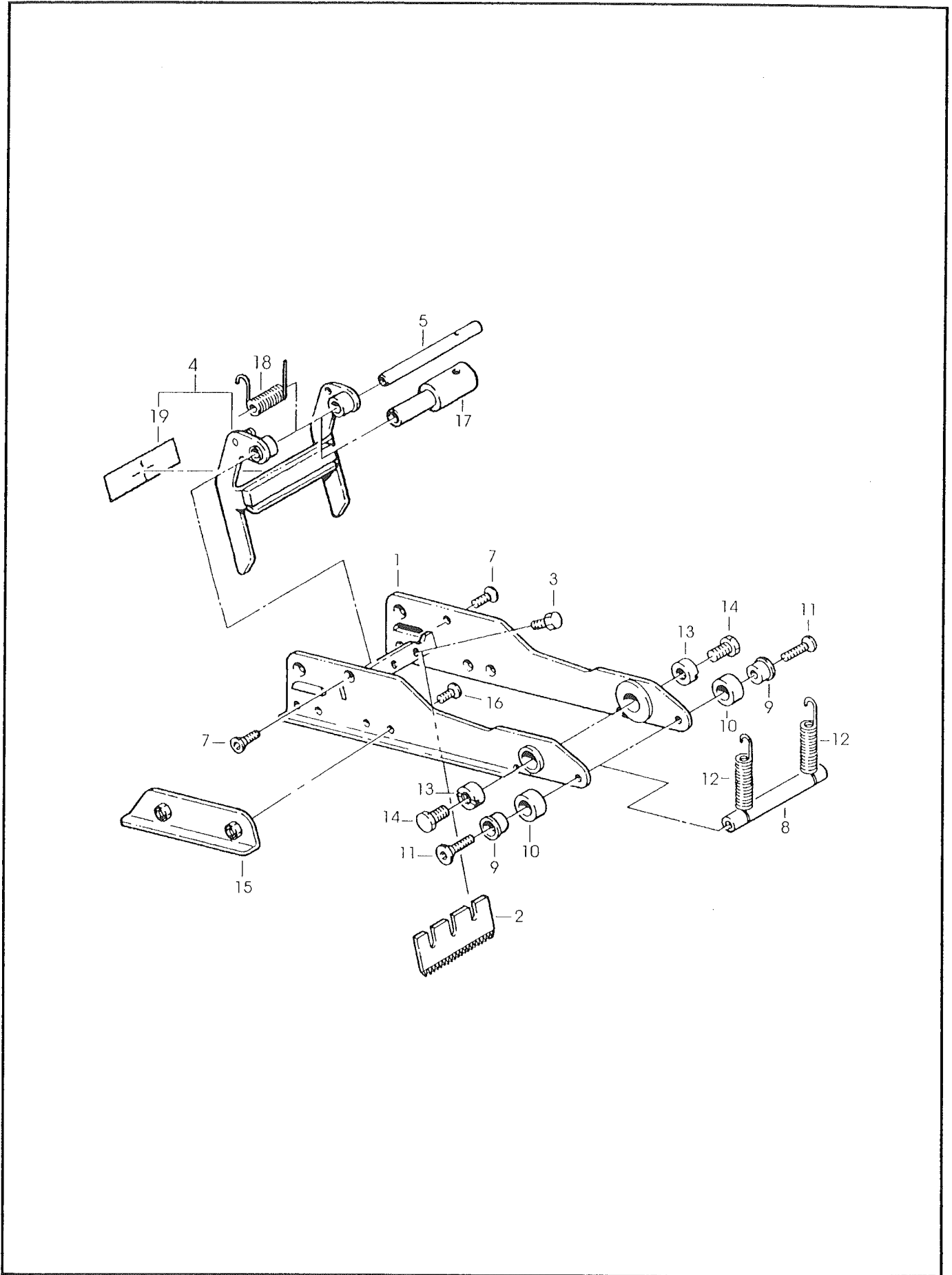
Lug. 96

Fig. 2882

Figura	Descrizione figura	Magaz.	Codice	Descrizione
2883	GRUPPO PORTALAMA	0	78811408299	ACCUGLIDE II - 2", LOWER TYPE 39600

Posizione	Codice	Descrizione	U.M.	Quantita'
1	78807012170	FRAME - CUTOFF WELDMENT	PZ	1
2	78801791738	KNIFE - 65mm/2.56 Inch	PZ	1
3	26100258172	SCREW - HEX HD M5X8 ZINC.PL	PZ	2
4	78807013715	GUARD - BLADE ASS'Y	PZ	1
5	78805265978	SHAFT-BLADE GUARD	PZ	1
7	26100547582	SCREW - FLAT HD, SOC.DR. M4X10	PZ	2
8	78801791357	SHAFT - SPACER	PZ	1
9	78805266000	SPACER	PZ	2
10	78807012691	BUMPER	PZ	2
11	26100547574	SCREW - FLAT HD, SOC.DR. M5X20	PZ	2
12	78805266026	SPRING - CUTTER	PZ	2
13	78801791324	PIVOT-CUTTER LEVER	PZ	2
14	26100358287	SCREW - SPEC., HEX. HD. M6X10	PZ	2
15	78807012162	SLIDE - EXTENSION	PZ	2
16	26100865745	SCREW - FLAT HD, PHIL.DR.M4X10	PZ	4
17	78811370317	BUSHING - 59.5 mm LONG	PZ	1
18	78811370309	SPRING - TORSION	PZ	1
19	78807013350	LABEL - WARNING, SHARP KNIFE	PZ	1

Data 25/03/98 =



K13-3M

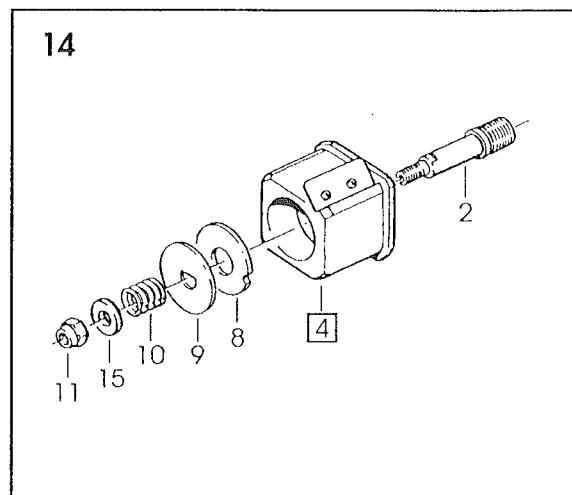
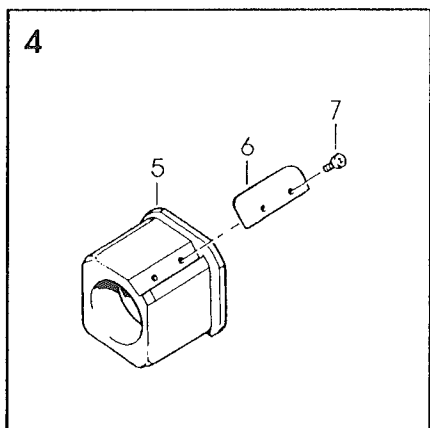
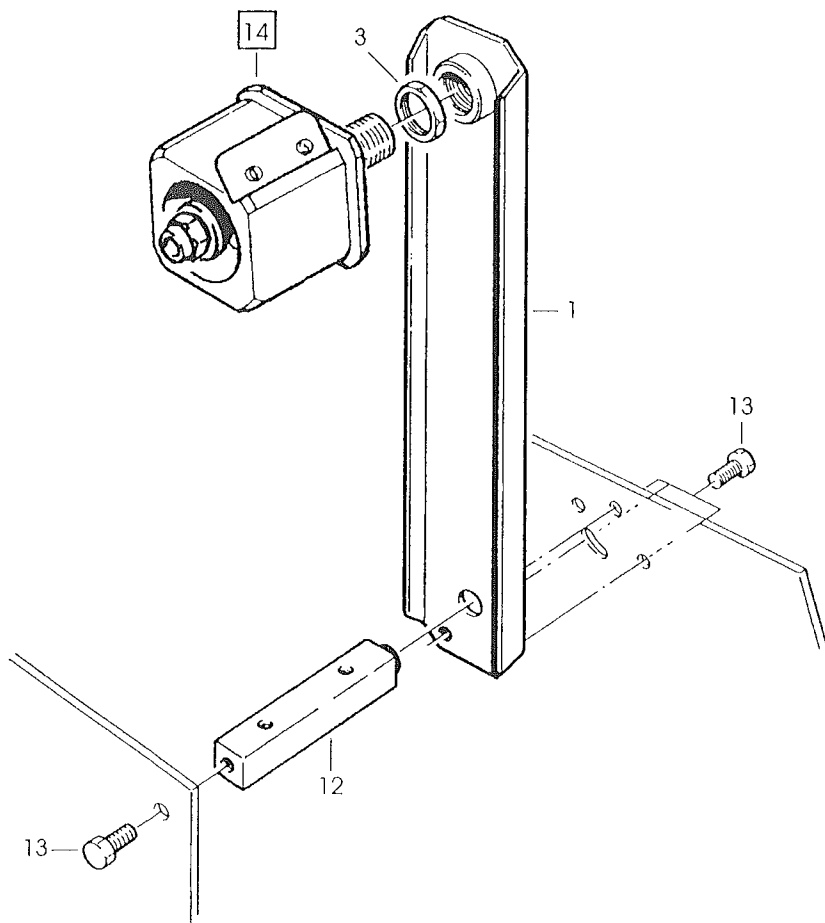
Mar. 98

Fig. 2883

Figura	Descrizione figura	Magaz.	Codice	Descrizione
2884	GRUPPO PORTAROTOLO	0	000000K13TB	ACCUGLIDE HEAD 2" K13 TOP TYPE B

Posizione	Codice	Descrizione	U.M.	Quantita'
1	78807013954	BRACKET - BUSHING ASS.Y	PZ	1
2	78807645193	SHAFT - TAPE DRUM	PZ	1
3	78801791696	NUT-M18X1	PZ	1
4	78807015694	TAPE DRUM ASSY - 2" WIDE	PZ	1
5	78805267495	TAPE DRUM	PZ	1
6	78805262686	LEAF SPRING	PZ	1
7	26100257539	SCREW-SELF TAPPING	PZ	2
8	78806081721	WASHER-FRICTION	PZ	1
9	78805262710	WASHER-TAPE DRUM	PZ	1
10	78810010484	SPRING - CORE HOLDER	PZ	1
11	78801790771	NUT - SELF-LOCKING M10X1	PZ	1
12	78810010468	SPACER - BRACKET	PZ	1
13	26100358295	SCREW HEX.HD.M6X12	PZ	4
14	78806084741	TAPE DRUM ASS.Y 2" HEAD W/O BRACKET/LOCK PLATE	PZ	1
15	26100455109	WASHER - PLAIN, M10	PZ	1

=====
Data 09/07/96



K13-3M

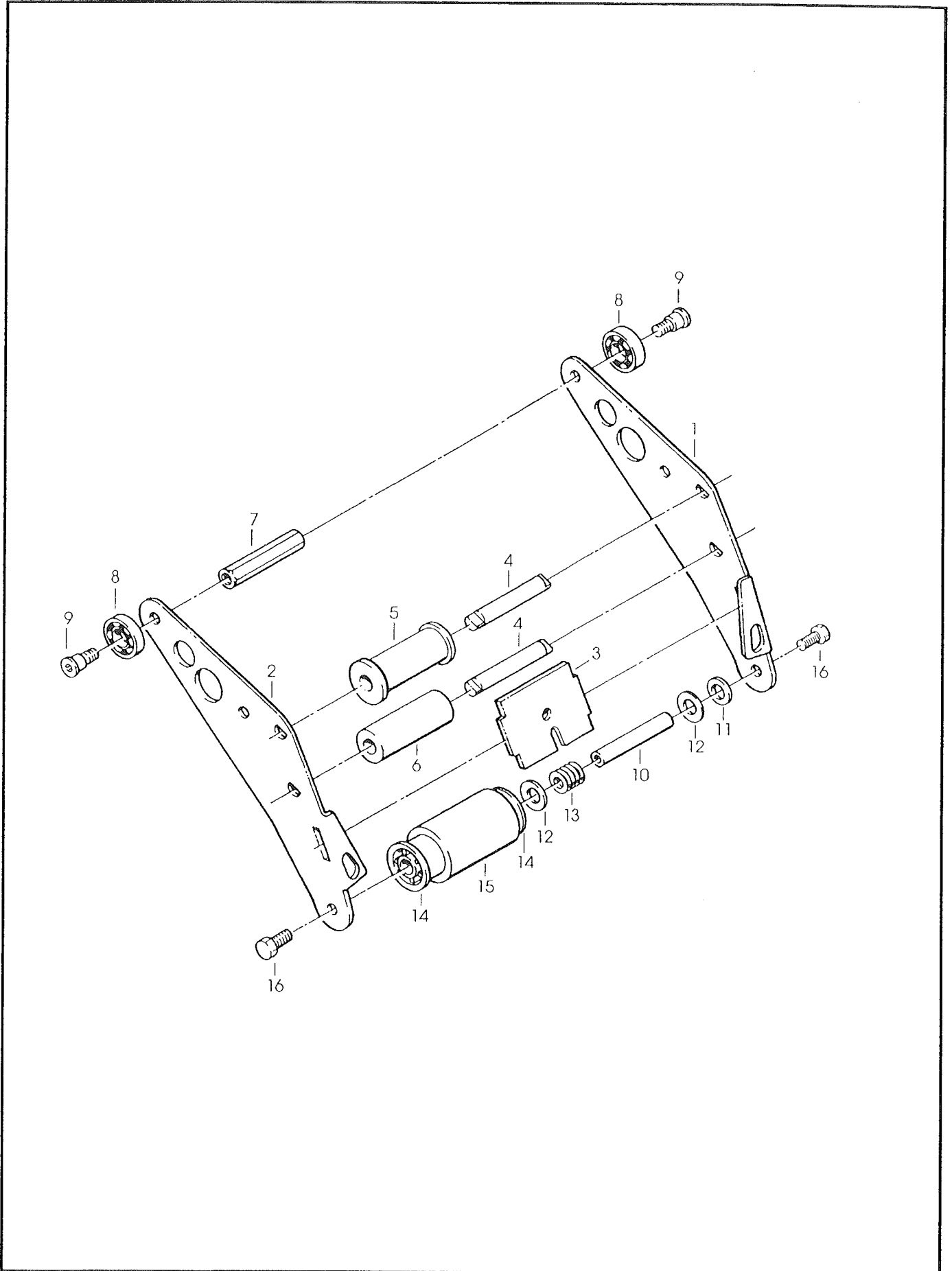
Lug. 96

Fig. **2884**

Figura	Descrizione figura	Magaz.	Codice	Descrizione
2880	GRUPPO ENTRATA	0	78811408299	ACCUGLIDE II - 2", LOWER TYPE 39600

Posizione	Codice	Descrizione	U.M.	Quantita'
1	78807012063	ARM - APPLYING, R/H	PZ	1
2	78807012071	ARM - APPLYING, L/H	PZ	1
3	78807012212	PLATE - TAPE	PZ	1
4	78807013095	SHAFT - ROLLER	PZ	2
5	78807013673	ROLLER - KNURLED ASS'Y	PZ	1
6	78807012667	ROLLER - WRAP	PZ	1
7	78805265804	SPACER - REAR	PZ	1
8	78801790821	BEARING-SPECIAL 30MM	PZ	2
9	78801791068	SCREW-BEARING SHOULDER	PZ	2
10	78805265754	SHAFT - 10x60 W/HEXAGON	PZ	1
11	78801790748	WASHER-NYLON 15MM	PZ	1
12	78805265663	WASHER - FRICTION	PZ	2
13	78805265671	SPRING - COMPRESSION	PZ	1
14	78806083958	BUSHING-APPLYING ROLLER	PZ	1
15	78805761794	ROLLER - APPLYING	PZ	1
16	26100358295	SCREW HEX.HD.M6X12	PZ	2

Data 29/01/98



K13-3M

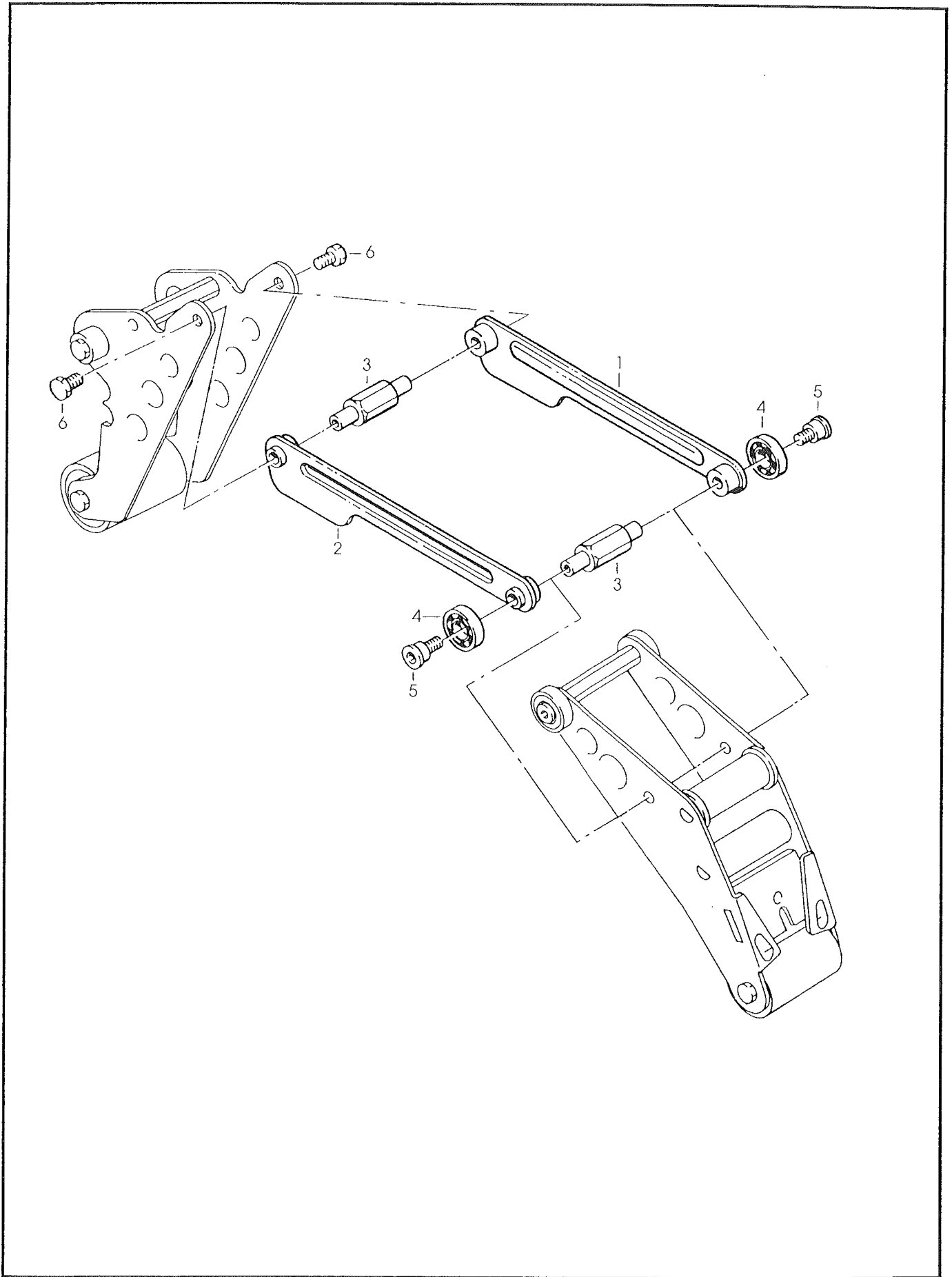
Giu. 96

Fig. 2880

Figura	Descrizione figura	Magaz.	Codice	Descrizione
2882	GRUPPO LEVE	0	00000K13BB	ACCUGLIDE HEAD 2" K13 BOTTOM TYPE B

Posizione	Codice	Descrizione	U.M.	Quantita'
1	78807013889	LINK - ARM BUSHING ASS.Y	PZ	1
2	78807013897	LINK - ARM BUSHING ASS.Y	PZ	1
3	78807012717	SHAFT - PIVOT	PZ	2
4	78801790821	BEARING-SPECIAL 30MM	PZ	2
5	78801791068	SCREW-BEARING SHOULDER	PZ	2
6	26100358287	SCREW - SPEC., HEX. HD. M6X10	PZ	2

=====
Data 04/07/96



K13-3M

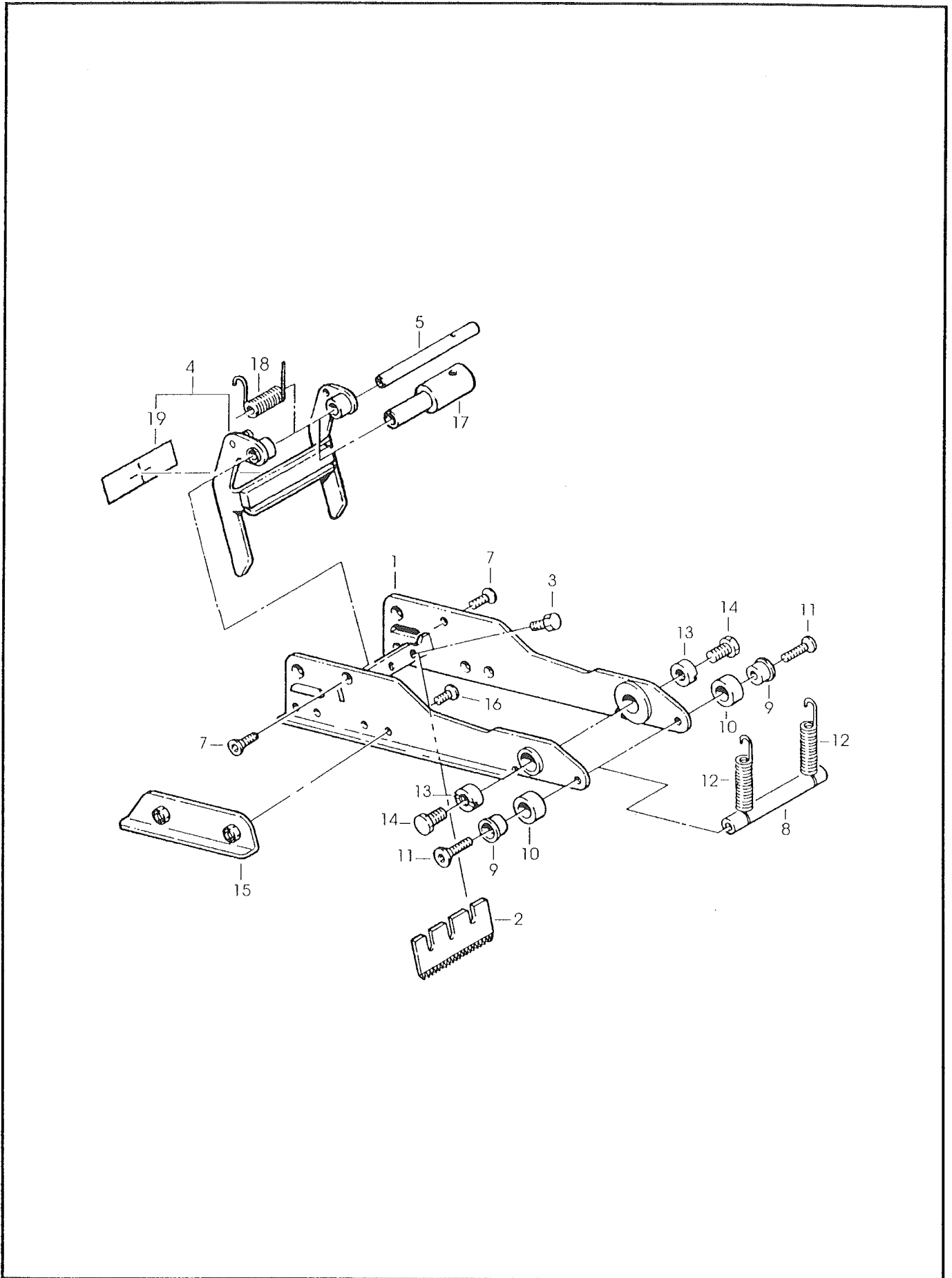
Lug. 96

Fig. 2882

Figura	Descrizione figura	Magaz.	Codice	Descrizione
2883	GRUPPO PORTALAMA	0	78811408281	ACCUGLIDE II - 2", UPPER TYPE 39600

Posizione	Codice	Descrizione	U.M.	Quantita'
1	78807012170	FRAME - CUTOFF WELDMENT	PZ	1
2	78801791738	KNIFE - 65mm/2.56 Inch	PZ	1
3	26100258172	SCREW - HEX HD M5X8 ZINC.PL	PZ	2
4	78807013715	GUARD - BLADE ASS'Y	PZ	1
5	78805265978	SHAFT-BLADE GUARD	PZ	1
7	26100547582	SCREW - FLAT HD, SOC.DR. M4X10	PZ	2
8	78801791357	SHAFT - SPACER	PZ	1
9	78805266000	SPACER	PZ	2
10	78807012691	BUMPER	PZ	2
11	26100547574	SCREW - FLAT HD, SOC.DR. M5X20	PZ	2
12	78805266026	SPRING - CUTTER	PZ	2
13	78801791324	PIVOT-CUTTER LEVER	PZ	2
14	26100358287	SCREW - SPEC., HEX. HD. M6X10	PZ	2
15	78807012162	SLIDE - EXTENSION	PZ	2
16	26100865745	SCREW - FLAT HD, PHIL.DR.M4X10	PZ	4
17	78811370317	BUSHING - 59.5 mm LONG	PZ	1
18	78811370309	SPRING - TORSION	PZ	1
19	78807013350	LABEL - WARNING, SHARP KNIFE	PZ	1

Data 25/03/98



K13-3M

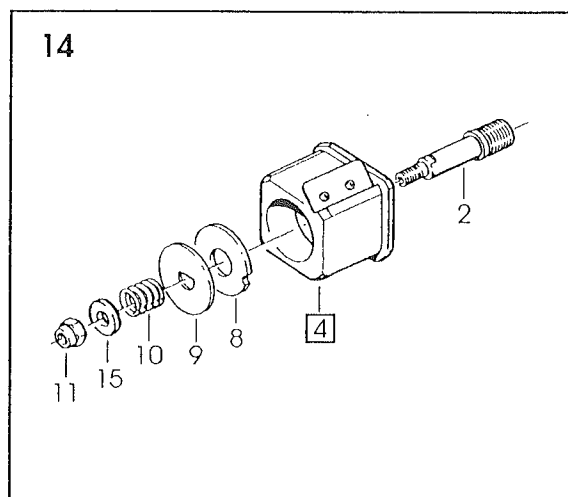
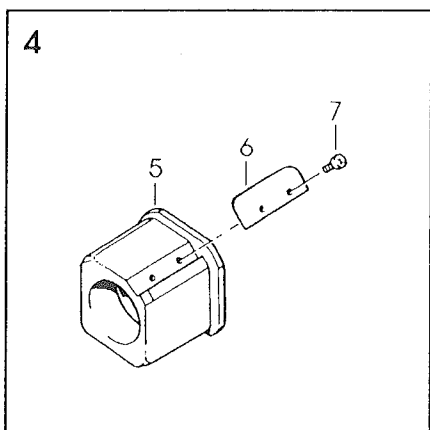
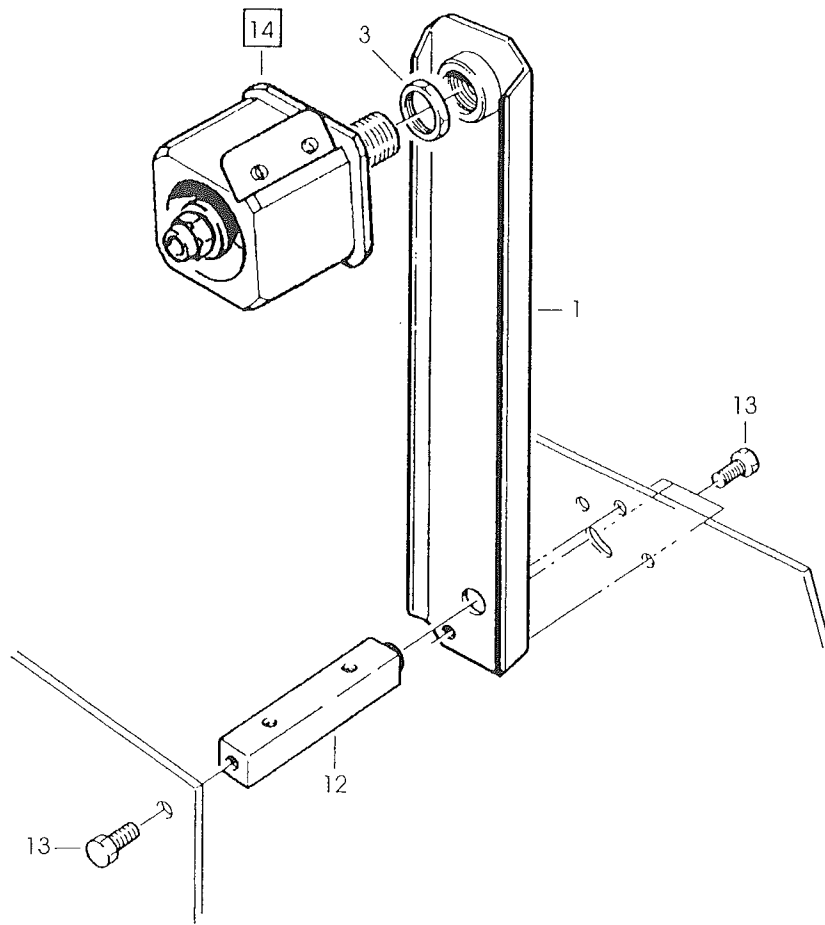
Mar. 98

Fig. 2883

Figura	Descrizione figura	Magaz.	Codice	Descrizione
2884	GRUPPO PORTAROTOLO	0	000000K13BB	ACCUGLIDE HEAD 2" K13 BOTTOM TYPE B

Posizione	Codice	Descrizione	U.M.	Quantita'
1	78807013954	BRACKET - BUSHING ASS.Y	PZ	1
2	78807645193	SHAFT - TAPE DRUM	PZ	1
3	78801791696	NUT-M18X1	PZ	1
4	78807015694	TAPE DRUM ASSY - 2" WIDE	PZ	1
5	78805267495	TAPE DRUM	PZ	1
6	78805262686	LEAF SPRING	PZ	1
7	26100257539	SCREW-SELF TAPPING	PZ	2
8	78806081721	WASHER-FRICTION	PZ	1
9	78805262710	WASHER-TAPE DRUM	PZ	1
10	78810010484	SPRING - CORE HOLDER	PZ	1
11	78801790771	NUT - SELF-LOCKING M10X1	PZ	1
12	78810010468	SPACER - BRACKET	PZ	1
13	26100358295	SCREW HEX.HD.M6X12	PZ	4
14	78806084741	TAPE DRUM ASS.Y 2" HEAD W/O BRACKET/LOCK PLATE	PZ	1
15	26100455109	WASHER - PLAIN, M10	PZ	1

=====
Data 09/07/96



K13-3M

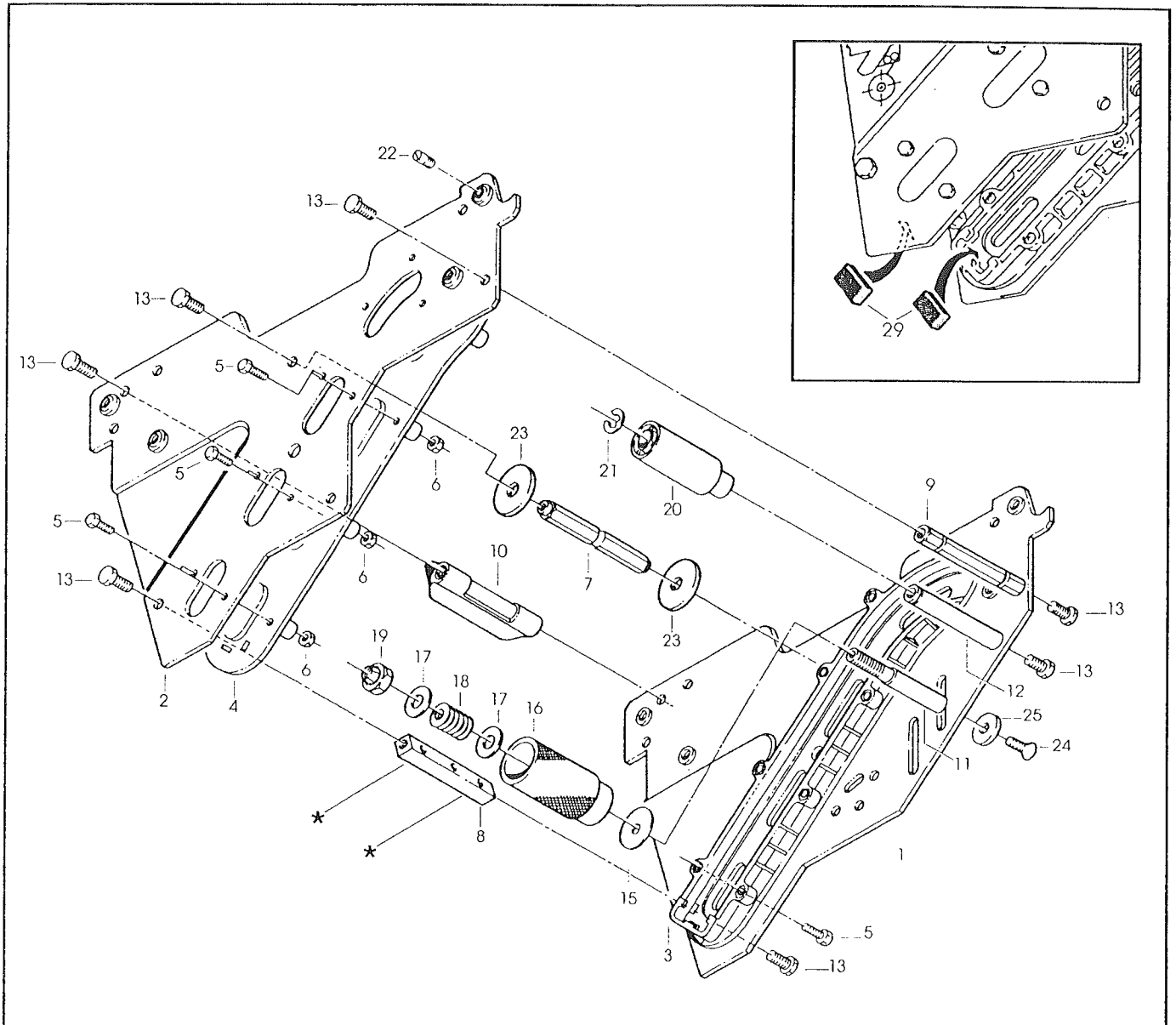
Lug. 96

Fig. 2884

Figura	Descrizione figura	Magaz.	Codice	Descrizione
2885	GRUPPO SPALLE	0	78811408299	ACCUGLIDE II - 2", LOWER TYPE 39600

Posizione	Codice	Descrizione	U.M.	Quantita`
1	78807013699	FRAME - TAPE MOUNT LOWER ASSY	PZ	1
2	78807013707	FRAME - FRONT LOWER ASSY	PZ	1
3	78806841447	GUIDE - #2	PZ	1
4	78806841439	GUIDE - #1	PZ	1
5	83000273363	SCREW - HEX HD M4X14 ZINC.PL	PZ	18
6	78801074168	NUT-METRIC, HEX. STEEL M4	PZ	18
7	78807012519	SPACER - SPRING	PZ	1
8	78805487648	SPACER - 10X10X90MM	PZ	1
9	78805265606	SPACER - FRONT	PZ	1
10	78806079360	BRUSH ASSY	PZ	1
11	78805265648	SHAFT - TENSION ROLLER	PZ	1
12	78805265689	SHAFT - WRAP ROLLER	PZ	1
13	26100358295	SCREW HEX.HD.M6X12	PZ	9
15	78810010096	WASHER - SPECIAL	PZ	1
16	78805266067	ROLLER - TENSION BOTTOM	PZ	1
17	26100455109	WASHER - PLAIN, M10	PZ	2
18	78805265671	SPRING - COMPRESSION	PZ	1
19	78801790771	NUT - SELF-LOCKING M10X1	PZ	1
20	78805265697	ROLLER - WRAP	PZ	1
21	26100016133	RING - RETAINING 10DIN6799	PZ	1
22	78807645003	STUD - MOUNTING	PZ	4
23	78807652421	STOP - CUTOFF FRAME	PZ	2
24	78806081796	SCREW-FLAT HD HEX M6X20	PZ	1
25	78807654773	WASHER - SPECIAL /6.5X20X4	PZ	1
26	78810010476	GUARD-HEAD	PZ	1
27	78801790664	SCREW - METRIC, M5X12	PZ	4
28	78800557411	WASHER - FLAT, M5	PZ	4
29	78807647348	BUMPER	PZ	2

==== Data 27/05/2003 =====



K13-3M (BOTTOM)

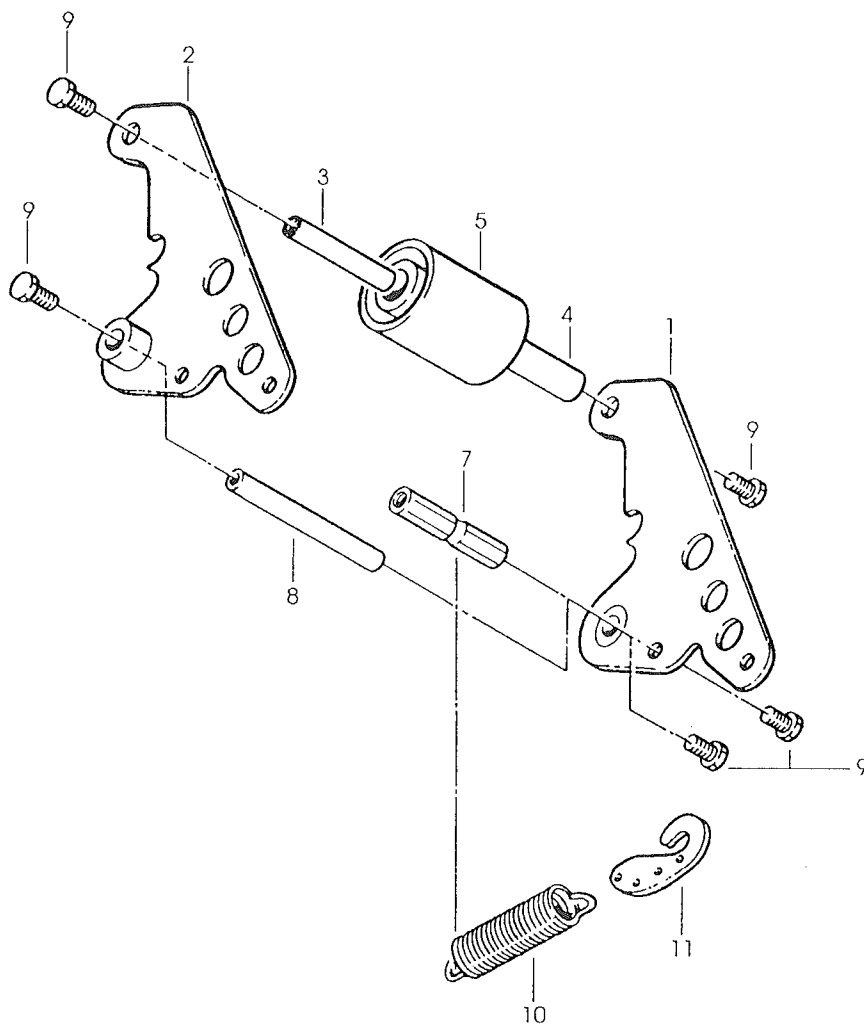
ОН. 96

Fig. 2885

Figura	Descrizione figura	Magaz.	Codice	Descrizione
2886	GRUPPO USCITA	0	000000K13BB	ACCUGLIDE HEAD 2" K13 BOTTOM TYPE B

Posizione	Codice	Descrizione	U.M.	Quantita'
1	78807013913	BUFFING ARM SUB ASSY	PZ	1
2	78807013921	BUFFING ARM SUB ASS.Y	PZ	1
3	78805265754	SHAFT - ROLLER, 10X60	PZ	1
4	78805265861	BUSHING - BUFFING ROLLER	PZ	1
5	78805761786	ROLLER - BUFFING NM	PZ	1
7	78807012204	SPACER - SPRING	PZ	1
8	78801791092	SHAFT-10X90MM	PZ	1
9	26100358295	SCREW HEX.HD.M6X12	PZ	6
10	78807012733	SPRING - LOWER	PZ	1
11	78807012444	HOLDER - SPRING	PZ	1

=====
 ===== Data 04/07/96



K13-3M (BOTTOM)

Giu. 96

Fig. **2886**

THIS PAGE IS BLANK

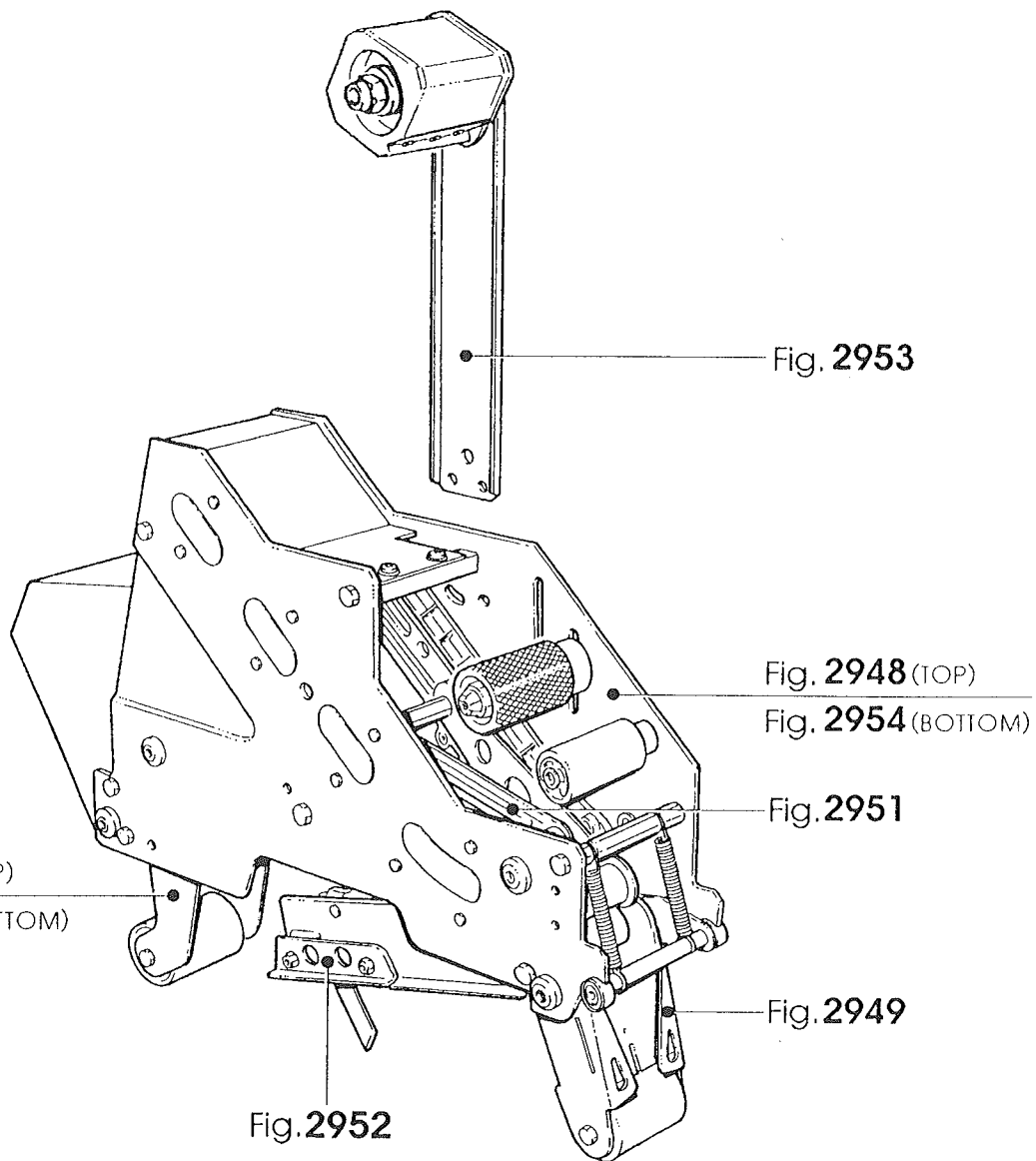
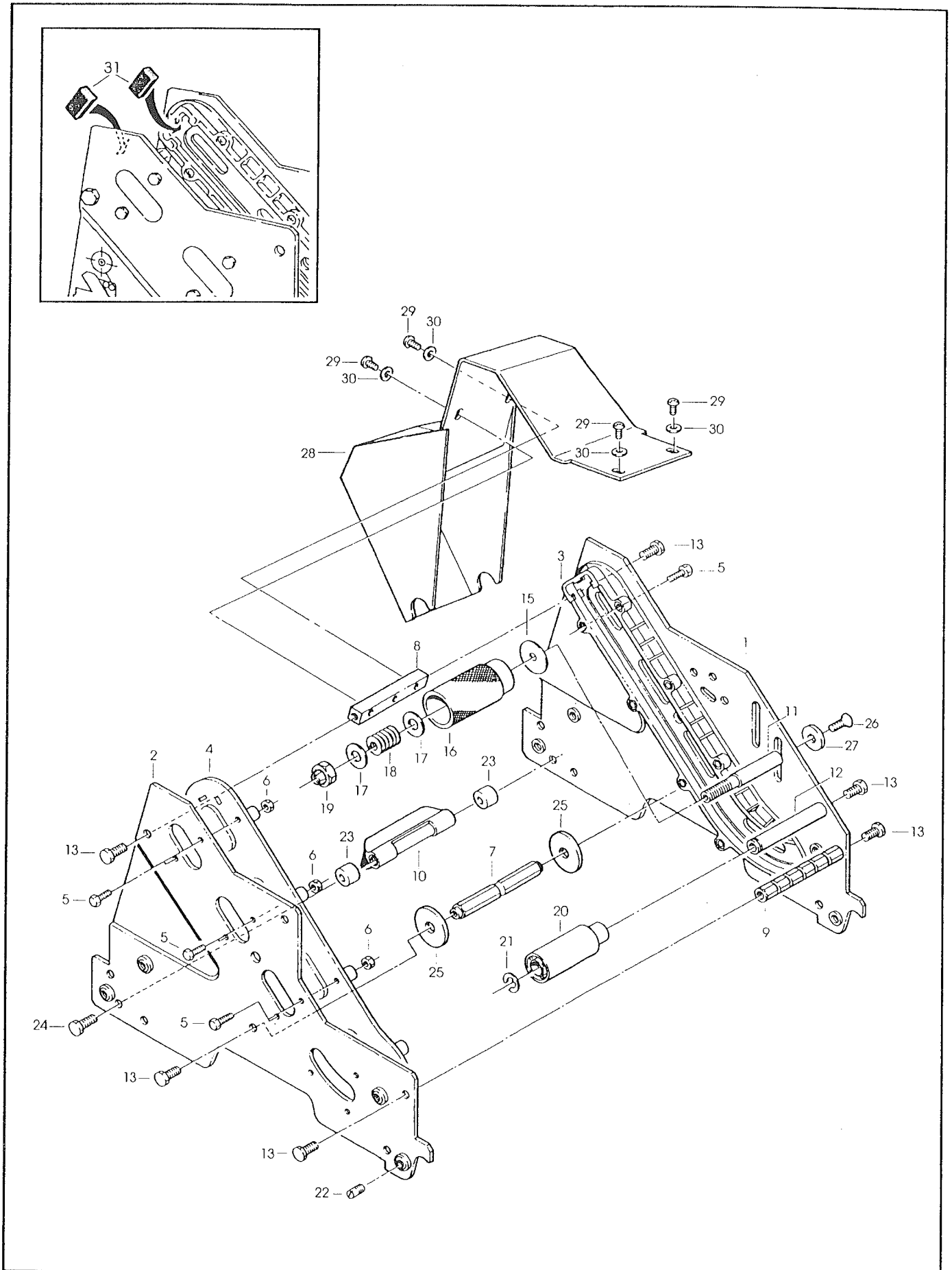


Figura	Descrizione figura	Magaz.	Codice	Descrizione
2948	GRUPPO SPALLE	0	78811408307	ACCUGLIDE II - 3", UPPER TYPE 39600

Posizione	Codice	Descrizione	U.M.	Quantita`
1	78807013863	FRAME - TAPE MOUNT UPPER ASS.Y	PZ	1
2	78807013871	FRAME - FRONT UPPER ASS.Y .	PZ	1
3	78806841439	GUIDE - #1	PZ	1
4	78806841447	GUIDE - #2	PZ	1
5	83000273363	SCREW - HEX HD M4X14 ZINC.PL	PZ	18
6	78801074168	NUT-METRIC, HEX, STEEL M4	PZ	18
7	78807647355	SPACER - L=115	PZ	1
8	78805506942	SPACER - 10X10X115 MM	PZ	1
9	78806079394	SPACER 10X115 W/SLOTS	PZ	1
10	78806079360	BRUSH ASSY	PZ	1
11	78805487960	SHAFT - TENSION ROLLER	PZ	1
12	78805487986	SHAFT - WRAP ROLLER	PZ	1
13	26100358295	SCREW HEX.HD.M6X12	PZ	7
15	78810010096	WASHER - SPECIAL	PZ	1
16	78805487978	ROLLER - TOP TENSION	PZ	1
17	26100455109	WASHER - PLAIN, M10	PZ	2
18	78805265671	SPRING - COMPRESSION	PZ	1
19	78801790771	NUT - SELF-LOCKING M10X1	PZ	1
20	78805487994	ROLLER - WRAP	PZ	1
21	26100016133	RING - RETAINING 10DIN6799	PZ	1
22	78807645003	STUD - MOUNTING	PZ	4
23	78806079378	SPACER /6.5/14X12.5	PZ	2
24	78806079386	SCREW, LOW PROFILE M6X25	PZ	2
25	78807652421	STOP - CUTOFF FRAME	PZ	2
26	78806081796	SCREW-FLAT HD HEX M6X20	PZ	1
27	78807654773	WASHER - SPECIAL /6.5X20X4	PZ	1
28	78810010492	GUARD-HEAD	PZ	1
29	78801790664	SCREW - METRIC, M5X12	PZ	4
30	78800557411	WASHER - FLAT, M5	PZ	4
31	78807647348	BUMPER	PZ	2

==== Data 27/05/2003 =====



K14-3M (TOP)

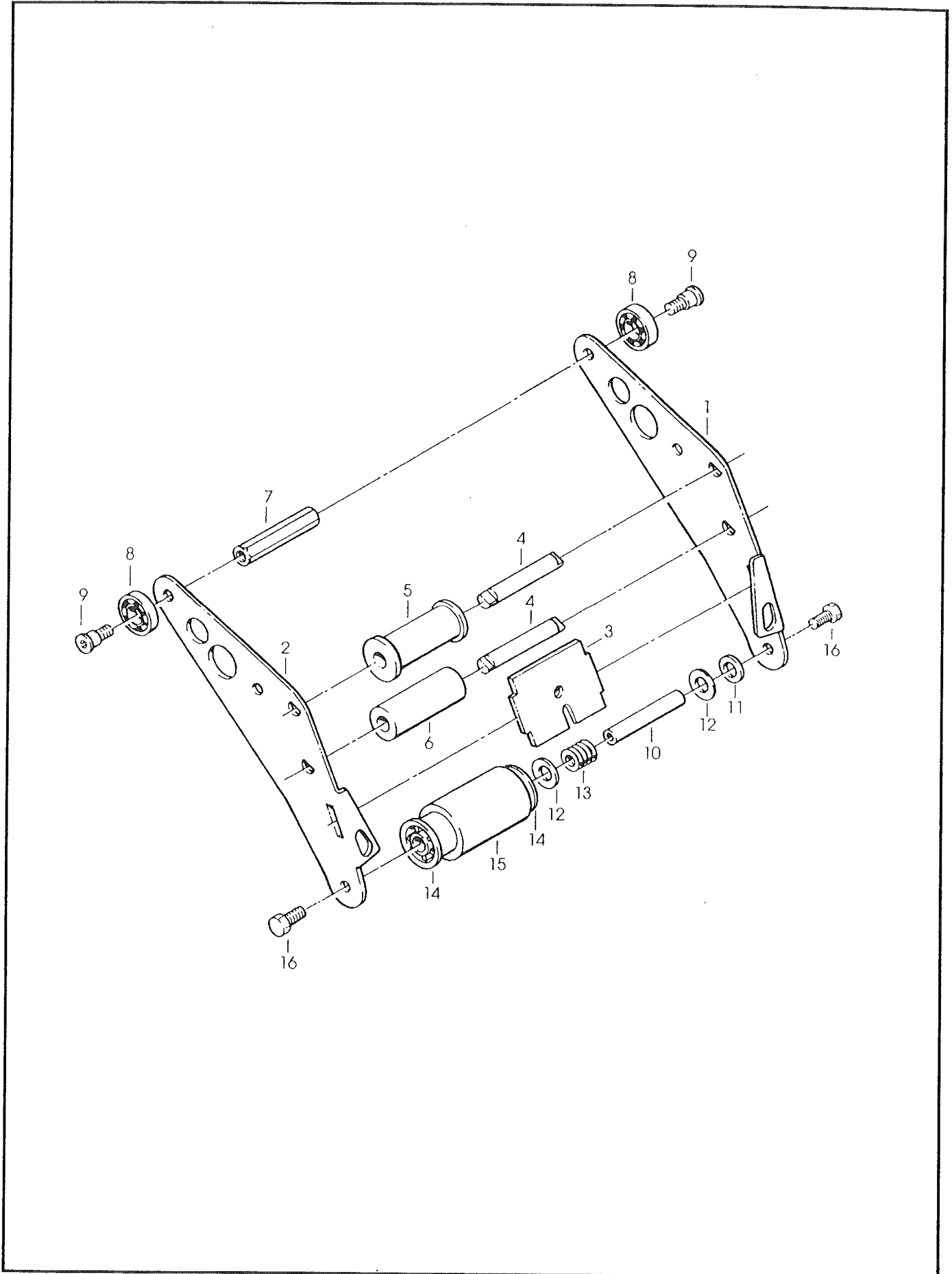
Ott. 96

Fig.2948

Figura	Descrizione figura	Magaz.	Codice	Descrizione
2949	GRUPPO ENTRATA	0	78811408307	ACCUGLIDE II - 3", UPPER TYPE 39600

Posizione	Codice	Descrizione	U.M.	Quantita'
1	78810009825	ARM - APPLYING, R/H	PZ	1
2	78810009833	ARM - APPLYING, L/H	PZ	1
3	78807012923	PLATE - BACK UP	PZ	1
4	78807647363	SHAFT - ROLLER	PZ	2
5	78807647371	ROLLER ASS.Y - KNURLED	PZ	1
6	78807647389	ROLLER - WRAP	PZ	1
7	78805488067	SPACER	PZ	1
8	78801790821	BEARING-SPECIAL 30MM	PZ	2
9	78801791068	SCREW-BEARING SHOULDER	PZ	2
10	78805488018	SHAFT - 10x85 W/HEXAGON	PZ	1
11	78801790748	WASHER-NYLON 15MM	PZ	1
12	78805265663	WASHER - FRICTION	PZ	2
13	78805265671	SPRING - COMPRESSION	PZ	1
14	78806083966	BUSHING-APPLYING ROLLER	PZ	1
15	78805761810	ROLLER-APPLYING	PZ	1
16	26100358295	SCREW HEX.HD.M6X12	PZ	2

Data 29/01/98



K14-3M

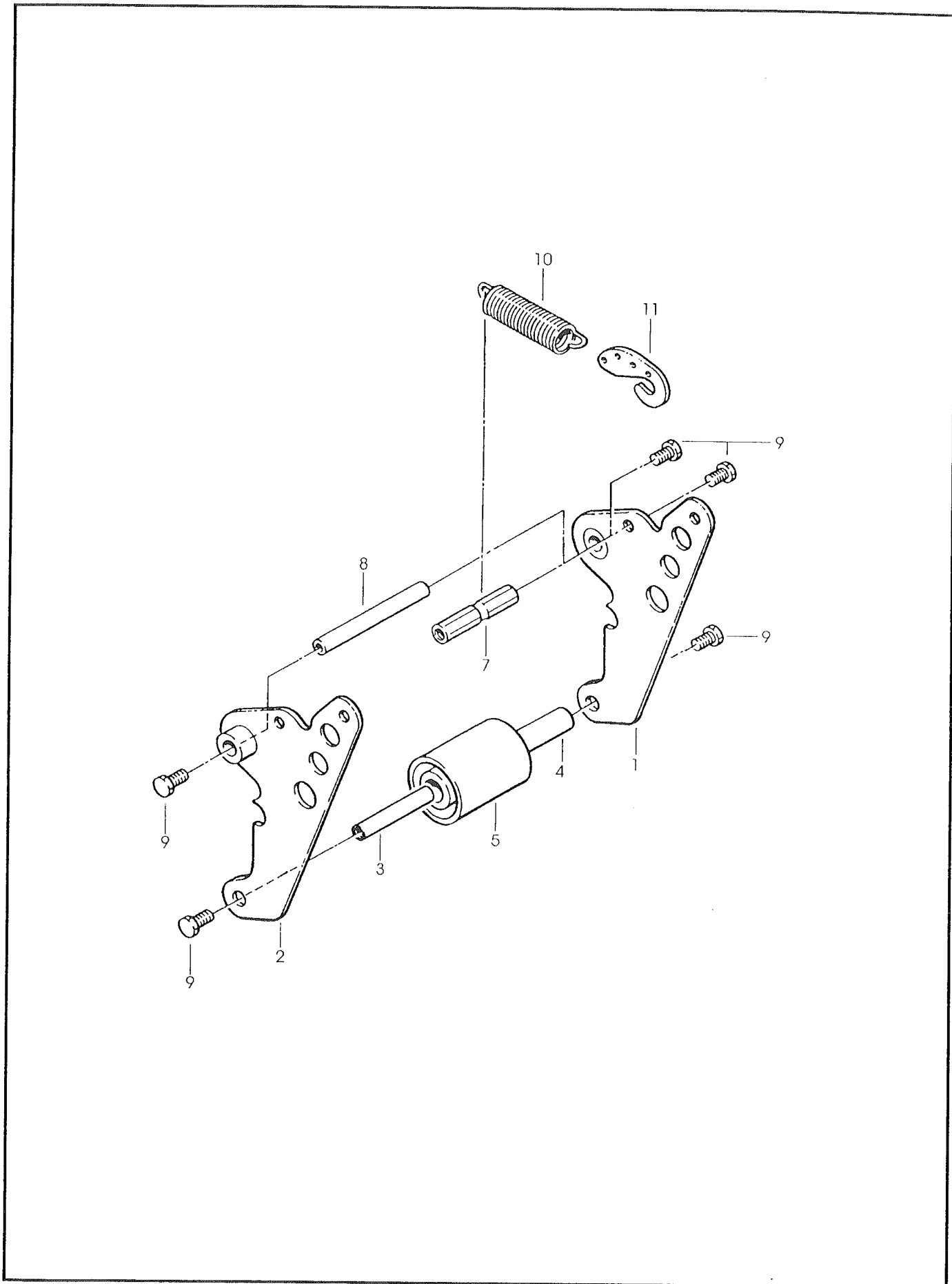
Glu. 96

Fig.2949

Figura	Descrizione figura	Magaz.	Codice	Descrizione
2950	GRUPPO USCITA		0 00000K14TB	ACCUGLIDE HEAD 3" K14 UPPER TYPE B

Posizione	Codice	Descrizione	U.M.	Quantita'
1	78807013921	BUFFING ARM SUB ASS.Y	PZ	1
2	78807013913	BUFFING ARM SUB ASSY	PZ	1
3	78809107994	SHAFT /10X85 W/HEXAGON	PZ	1
4	78805488075	BUSHING - BUFFING ROLLER	PZ	1
5	78805761802	ROLLER - BUFFING NM	PZ	1
7	78807647397	SPACER - SPRING	PZ	1
8	78802878856	SHAFT-10X115MM	PZ	1
9	26100358295	SCREW HEX.HD.M6X12	PZ	6
10	78807012741	SPRING - UPPER	PZ	1
11	78807012444	HOLDER - SPRING	PZ	1

=====
 ===== Data 05/07/96



K14-3M (TOP)

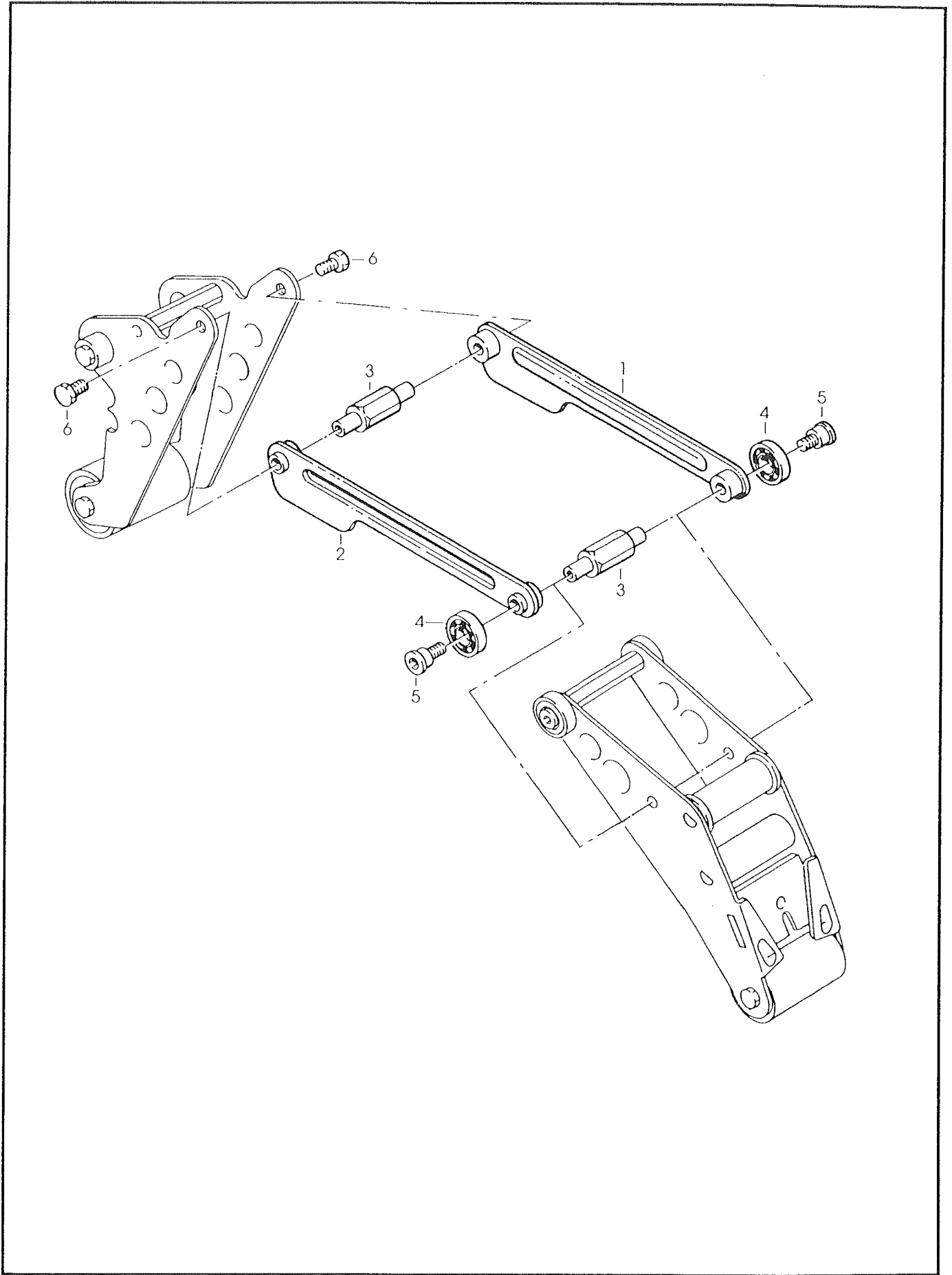
Giu. 96

Fig.2950

Figura	Descrizione figura	Magaz.	Codice	Descrizione
2951	GRUPPO LEVE	0	000000K14TB	ACCUGLIDE HEAD 3" K14 UPPER TYPE B

Posizione	Codice	Descrizione	U.M.	Quantita'
1	78807013889	LINK - ARM BUSHING ASS.Y	PZ	1
2	78807013897	LINK - ARM BUSHING ASS.Y	PZ	1
3	78807647405	SHAFT - PIVOT	PZ	2
4	78801790821	BEARING-SPECIAL 30MM	PZ	2
5	78801791068	SCREW-BEARING SHOULDER	PZ	2
6	26100358287	SCREW - SPEC., HEX. HD. M6X10	PZ	2

=====
Data 05/07/96



K14-3M

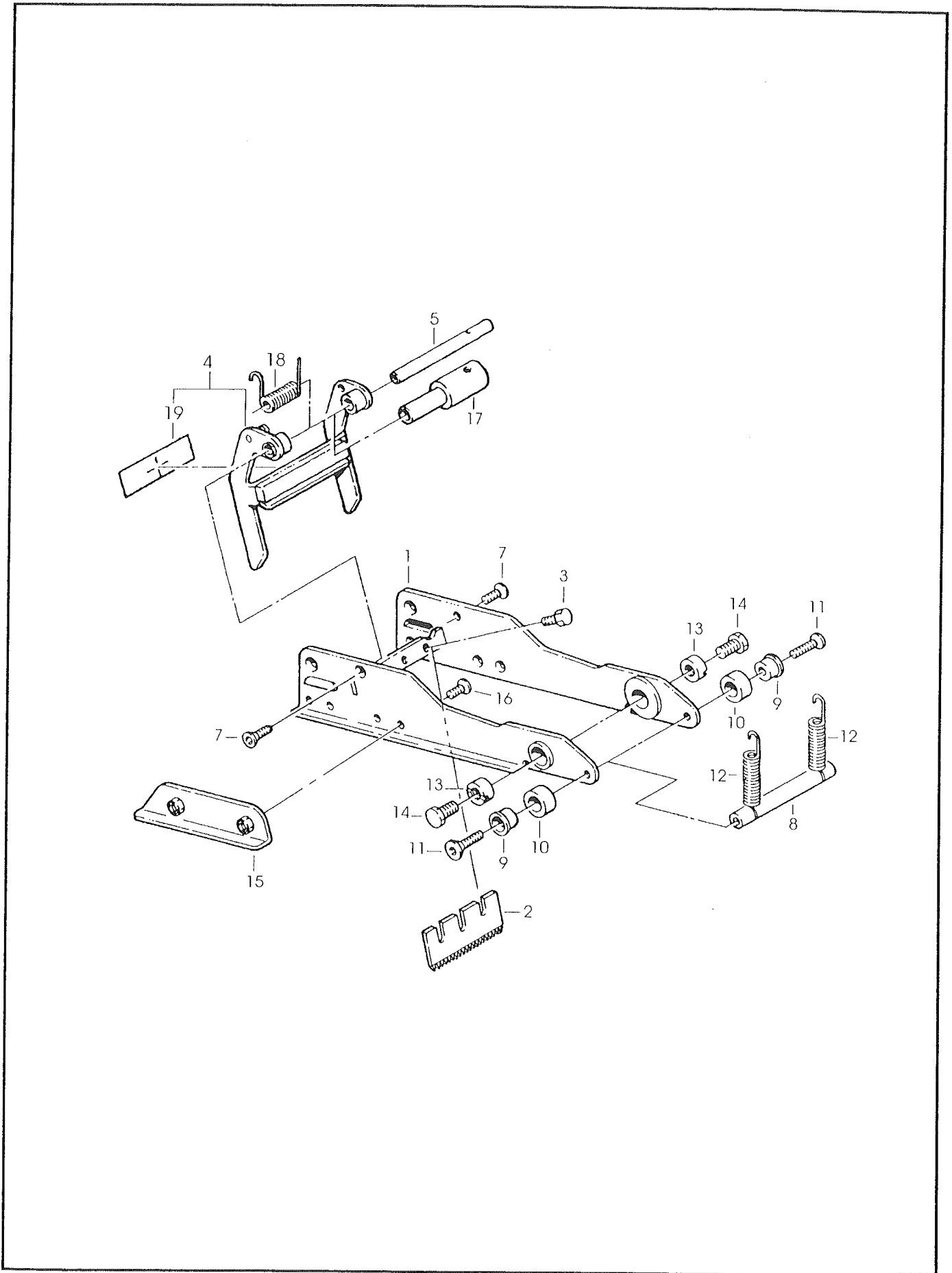
Lug. 96

Fig.2951

Figura	Descrizione figura	Magaz.	Codice	Descrizione
2952	GRUPPO PORTALAMA	0	78811408315	ACCUGLIDE II - 3", LOWER TYPE 39600

Posizione	Codice	Descrizione	U.M.	Quantita'
1	78807012832	FRAME - CUT-OFF	PZ	1
2	78802878997	KNIFE - 89mm/3.5 Inch	PZ	1
3	26100258172	SCREW - HEX HD M5X8 ZINC.PL	PZ	2
4	78807647413	GUARD ASS.Y - BLADE	PZ	1
5	78805488133	SHAFT-BALDE GUARD	PZ	1
7	26100547582	SCREW - FLAT HD. SOC.DR. M4X10	PZ	2
8	78806079410	PIN, SPRING HOLDER W/SLOTS	PZ	1
9	78805266000	SPACER	PZ	2
10	78807012691	BUMPER	PZ	2
11	26100547574	SCREW - FLAT HD. SOC.DR. M5X20	PZ	2
12	78805266026	SPRING - CUTTER	PZ	2
13	78801791324	PIVOT-CUTTER LEVER	PZ	2
14	26100358287	SCREW - SPEC., HEX. HD. M6X10	PZ	2
15	78807012162	SLIDE - EXTENSION	PZ	2
16	26100865745	SCREW - FLAT HD, PHIL.DR.M4X10	PZ	4
17	78811370606	BUSHING - 84.7 mm LONG	PZ	1
18	78811370309	SPRING - TORSION	PZ	1
19	78807013350	LABEL - WARNING, SHARP KNIFE	PZ	1

Data 25/03/98



K14-3M

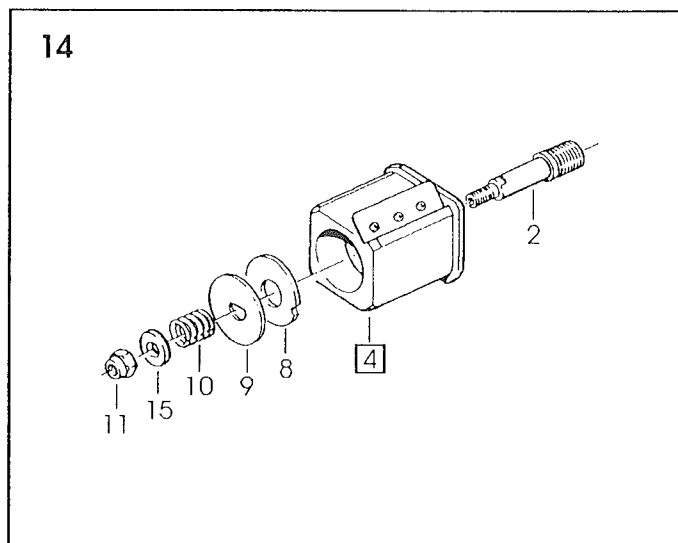
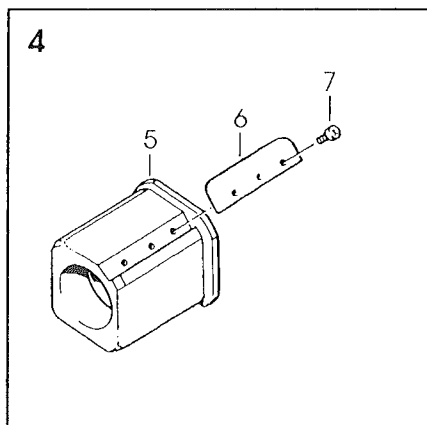
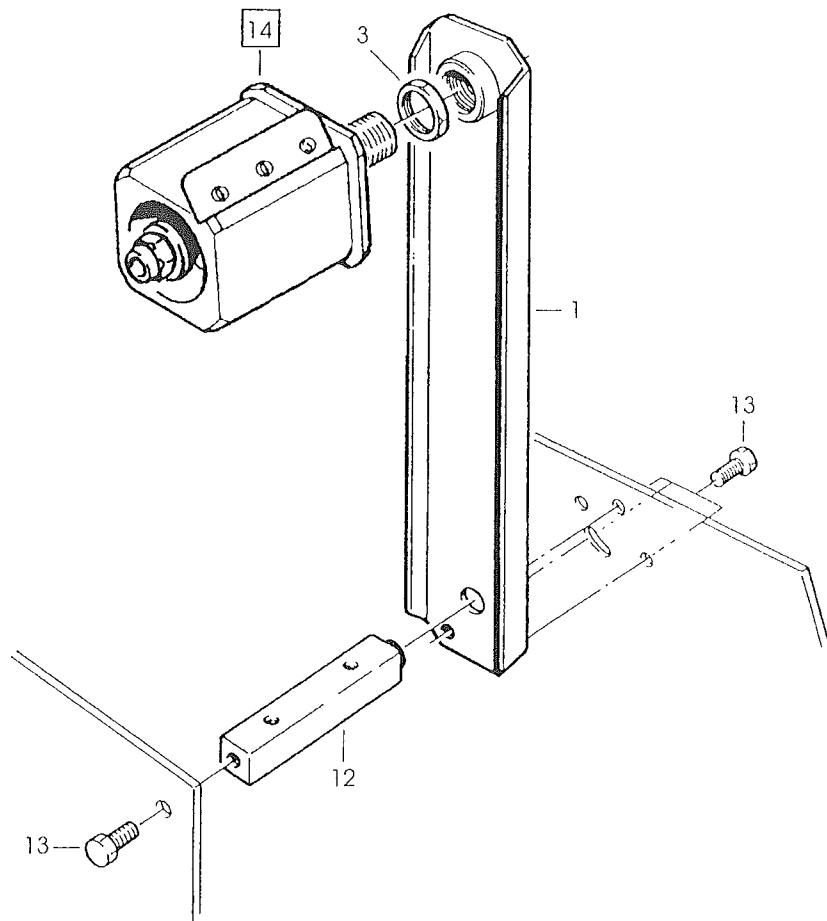
Mar. 98

Fig. 2952

Figura	Descrizione figura	Magaz.	Codice	Descrizione
2953	GRUPPO PORTAROTOLO	0	000000K14TB	ACCUGLIDE HEAD 3" K14 UPPER TYPE B

Posizione	Codice	Descrizione	U.M.	Quantita'
1	78807013954	BRACKET - BUSHING ASS.Y	PZ	1
2	78806084626	SHAFT - TAPE DRUM 3" HEAD	PZ	1
3	78801791696	NUT-M18X1	PZ	1
4	78807647314	TAPE DRUM ASSY - 3" WIDE	PZ	1
5	78805488158	TAPE DRUM ASSEMBLY	PZ	1
6	78805488166	LEAF SPRING	PZ	2
7	26100257539	SCREW-SELF TAPPING	PZ	6
8	78806081721	WASHER-FRICTION	PZ	1
9	78805262710	WASHER-TAPE DRUM	PZ	1
10	78810010484	SPRING - CORE HOLDER	PZ	1
11	78801790771	NUT - SELF-LOCKING M10X1	PZ	1
12	78810010500	SPACER - BRACKET	PZ	1
13	26100358295	SCREW HEX.HD.M6X12	PZ	4
14	78807647322	TAPE DRUM ASS.Y, 3" HEAD W/O BRACKET/LOCK/PLATE	PZ	1
15	26100455109	WASHER - PLAIN, M10	PZ	1

=====
Data 09/07/96



K14-3M

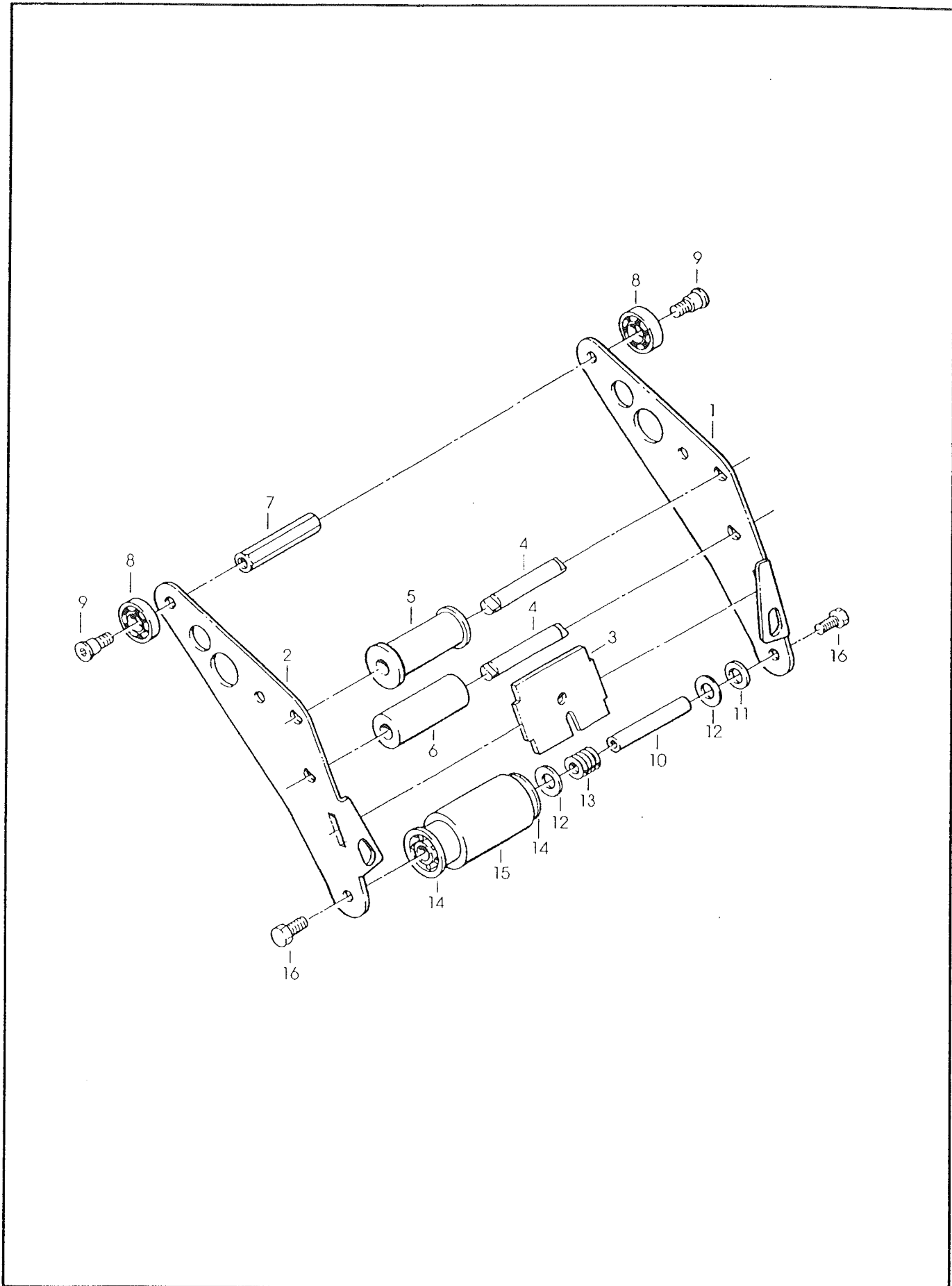
Lug. 96

Fig. 2953

Figura	Descrizione figura	Magaz.	Codice	Descrizione
2949	GRUPPO ENTRATA	0	78811408315	ACCUGLIDE II - 3". LOWER TYPE 39600

Posizione	Codice	Descrizione	U.M.	Quantita'
1	78810009825	ARM - APPLYING, R/H	PZ	1
2	78810009833	ARM - APPLYING, L/H	PZ	1
3	78807012923	PLATE - BACK UP	PZ	1
4	78807647363	SHAFT - ROLLER	PZ	2
5	78807647371	ROLLER ASS.Y - KNURLED	PZ	1
6	78807647389	ROLLER - WRAP	PZ	1
7	78805488067	SPACER	PZ	1
8	78801790821	BEARING-SPECIAL 30MM	PZ	2
9	78801791068	SCREW-BEARING SHOULDER	PZ	2
10	78805488018	SHAFT - 10x85 W/HEXAGON	PZ	1
11	78801790748	WASHER-NYLON 15MM	PZ	1
12	78805265663	WASHER - FRICTION	PZ	2
13	78805265671	SPRING - COMPRESSION	PZ	1
14	78806083966	BUSHING-APPLYING ROLLER	PZ	1
15	78805761810	ROLLER-APPLYING	PZ	1
16	26100358295	SCREW HEX.HD.M6X12	PZ	2

Data 29/01/98



K14-3M

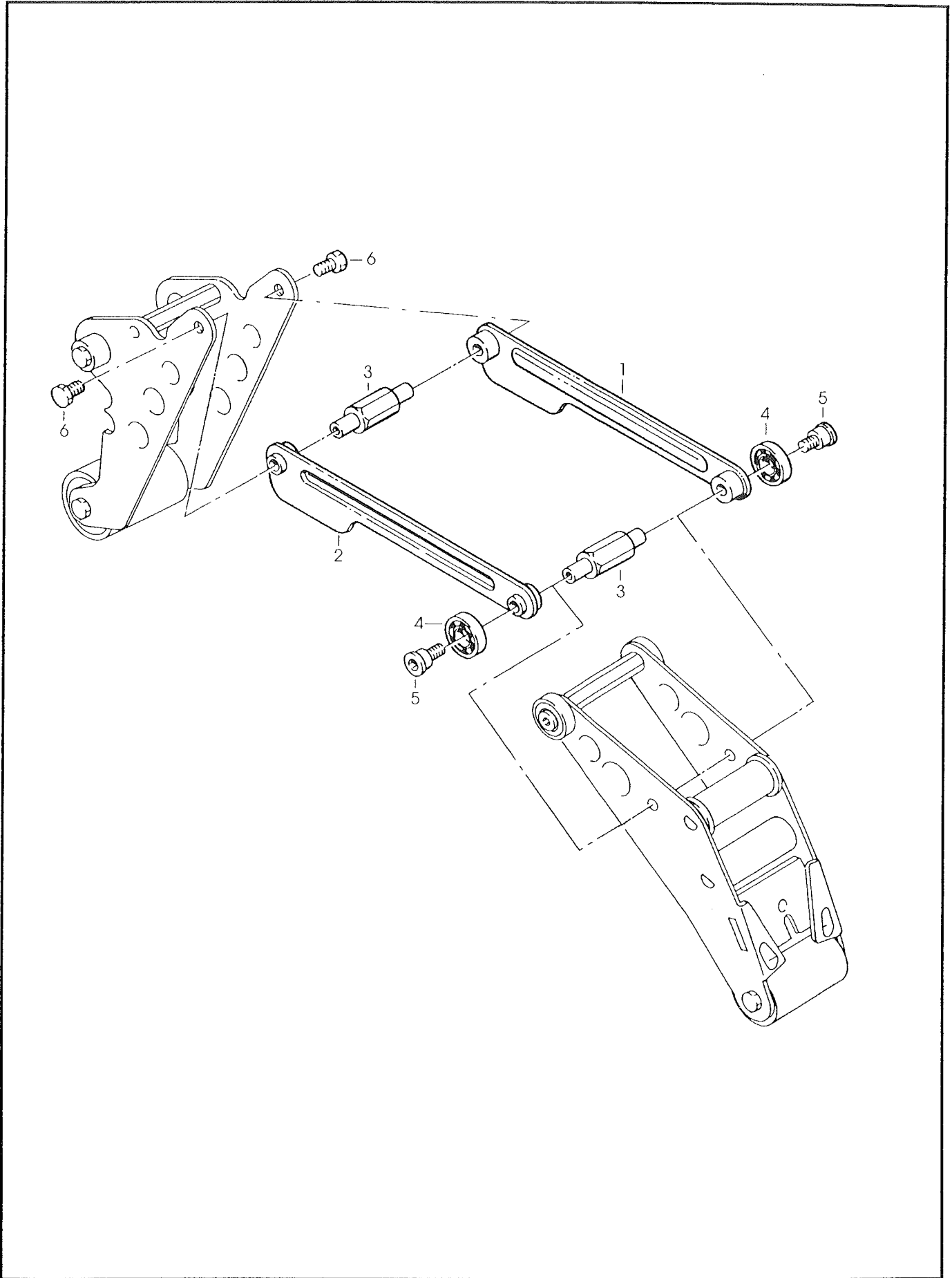
Giu. 96

Fig. 2949

Figura	Descrizione figura	Magaz.	Codice	Descrizione
2951	GRUPPO LEVE	0	000000K14BB	ACCUGLIDE HEAD 3" K14 LOWER TYPE B

Posizione	Codice	Descrizione	U.M.	Quantita'
1	78807013889	LINK - ARM BUSHING ASS.Y	PZ	1
2	78807013897	LINK - ARM BUSHING ASS.Y	PZ	1
3	78807647405	SHAFT - PIVOT	PZ	2
4	78801790821	BEARING-SPECIAL 30MM	PZ	2
5	78801791068	SCREW-BEARING SHOULDER	PZ	2
6	26100358287	SCREW - SPEC., HEX. HD. M6X10	PZ	2

=====
 ===== Data 05/07/96



K14-3M

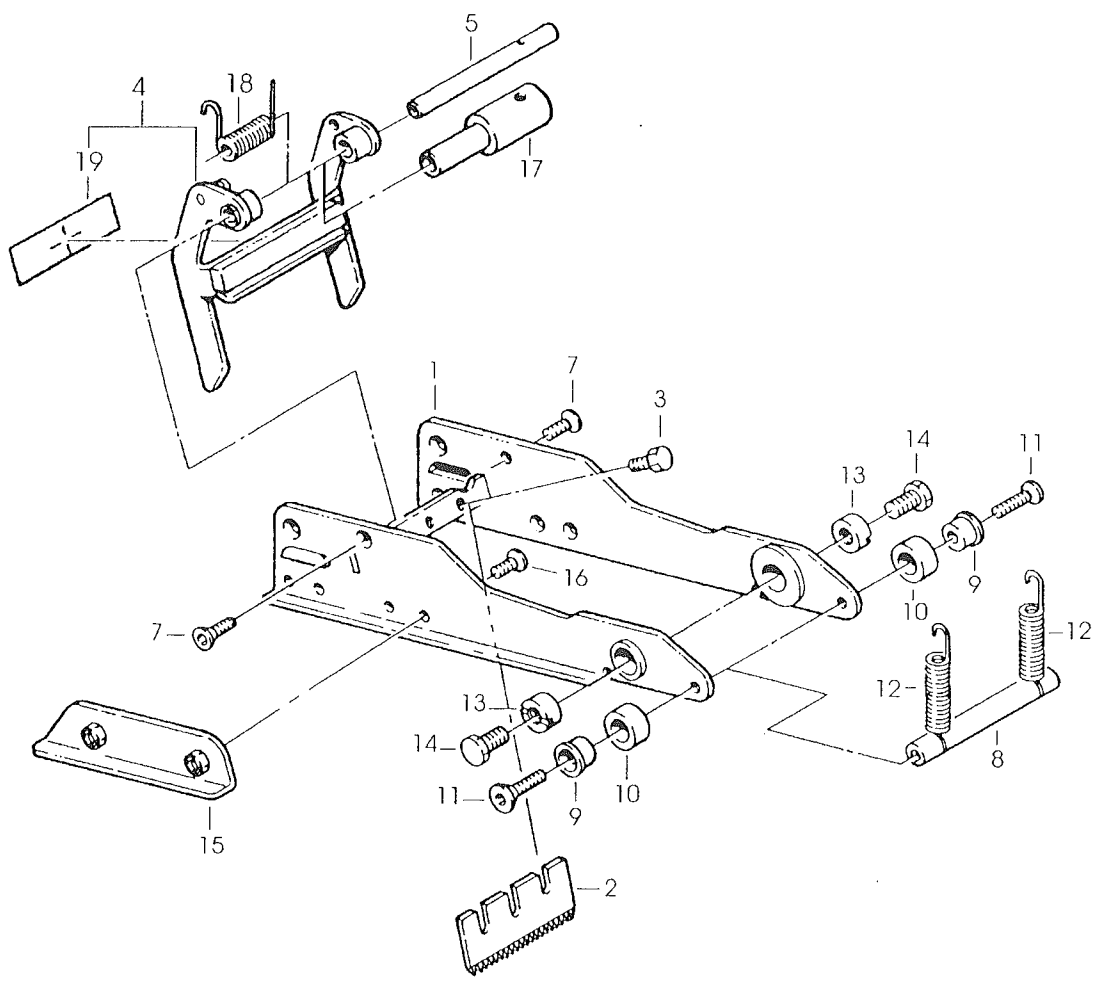
Lug. 96

Fig. 2951

Figura	Descrizione figura	Magaz.	Codice	Descrizione
2952	GRUPPO PORTALAMA	0	78811408307	ACCUGLIDE II - 3", UPPER TYPE 39600

Posizione	Codice	Descrizione	U.M.	Quantita'
1	78807012832	FRAME - CUT-OFF	PZ	1
2	78802878997	KNIFE - 89mm/3.5 Inch	PZ	1
3	26100258172	SCREW - HEX HD M5X8 ZINC.PL	PZ	2
4	78807647413	GUARD ASS.Y - BLADE	PZ	1
5	78805488133	SHAFT-BALDE GUARD	PZ	1
7	26100547582	SCREW - FLAT HD, SOC.DR. M4X10	PZ	2
8	78806079410	PIN, SPRING HOLDER W/SLOTS	PZ	1
9	78805266000	SPACER	PZ	2
10	78807012691	BUMPER	PZ	2
11	26100547574	SCREW - FLAT HD, SOC.DR. M5X20	PZ	2
12	78805266026	SPRING - CUTTER	PZ	2
13	78801791324	PIVOT-CUTTER LEVER	PZ	2
14	26100358287	SCREW - SPEC., HEX. HD. M6X10	PZ	2
15	78807012162	SLIDE - EXTENSION	PZ	2
16	26100865745	SCREW - FLAT HD, PHIL.DR.M4X10	PZ	4
17	78811370606	BUSHING - 84.7 mm LONG	PZ	1
18	78811370309	SPRING - TORSION	PZ	1
19	78807013350	LABEL - WARNING, SHARP KNIFE	PZ	1

Data 25/03/98



K14-3M

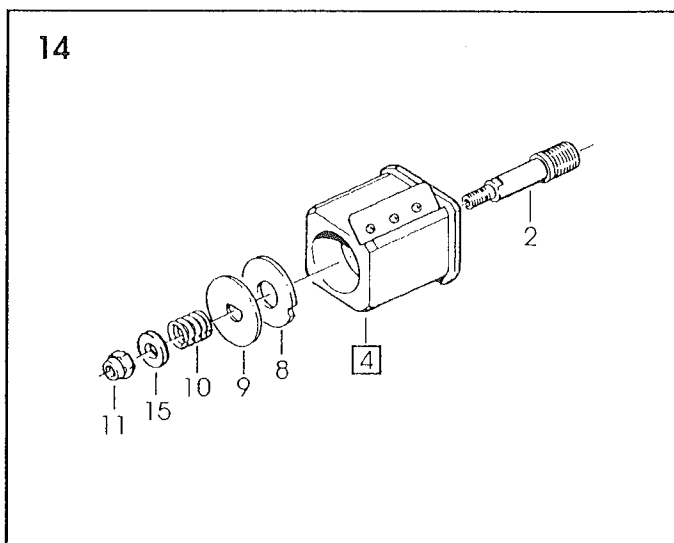
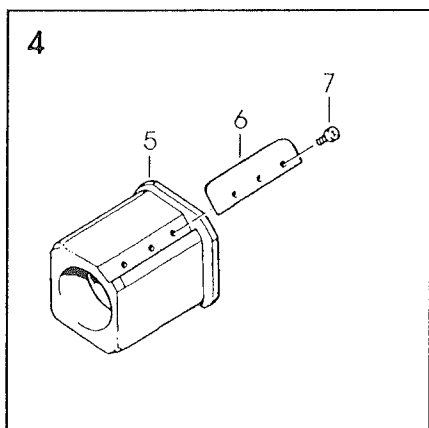
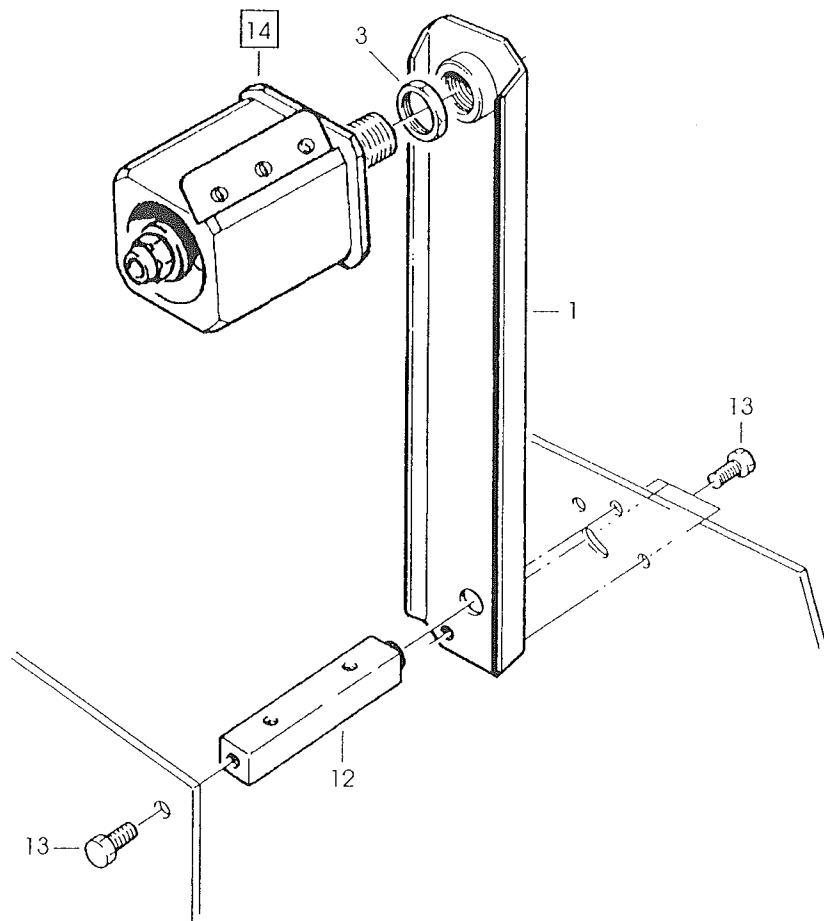
Mar. 98

Fig. 2952

Figura	Descrizione figura	Magaz.	Codice	Descrizione
2953	GRUPPO PORTAROTOLO	0	000000K14BB	ACCUGLIDE HEAD 3" K14 LOWER TYPE B

Posizione	Codice	Descrizione	U.M.	Quantita'
1	78807013954	BRACKET - BUSHING ASS.Y	PZ	1
2	78806084626	SHAFT - TAPE DRUM 3" HEAD	PZ	1
3	78801791696	NUT-M18X1	PZ	1
4	78807647314	TAPE DRUM ASSY - 3" WIDE	PZ	1
5	78805488158	TAPE DRUM ASSEMBLY	PZ	1
6	78805488166	LEAF SPRING	PZ	2
7	26100257539	SCREW-SELF TAPPING	PZ	6
8	78806081721	WASHER-FRICTION	PZ	1
9	78805262710	WASHER-TAPE DRUM	PZ	1
10	78810010484	SPRING - CORE HOLDER	PZ	1
11	78801790771	NUT - SELF-LOCKING M10X1	PZ	1
12	78810010500	SPACER - BRACKET	PZ	1
13	26100358295	SCREW HEX.HD.M6X12	PZ	4
14	78807647322	TAPE DRUM ASS.Y, 3" HEAD W/O BRACKET/LOCK/PLATE	PZ	1
15	26100455109	WASHER - PLAIN, M10	PZ	1

=====
Data 09/07/96



K14-3M

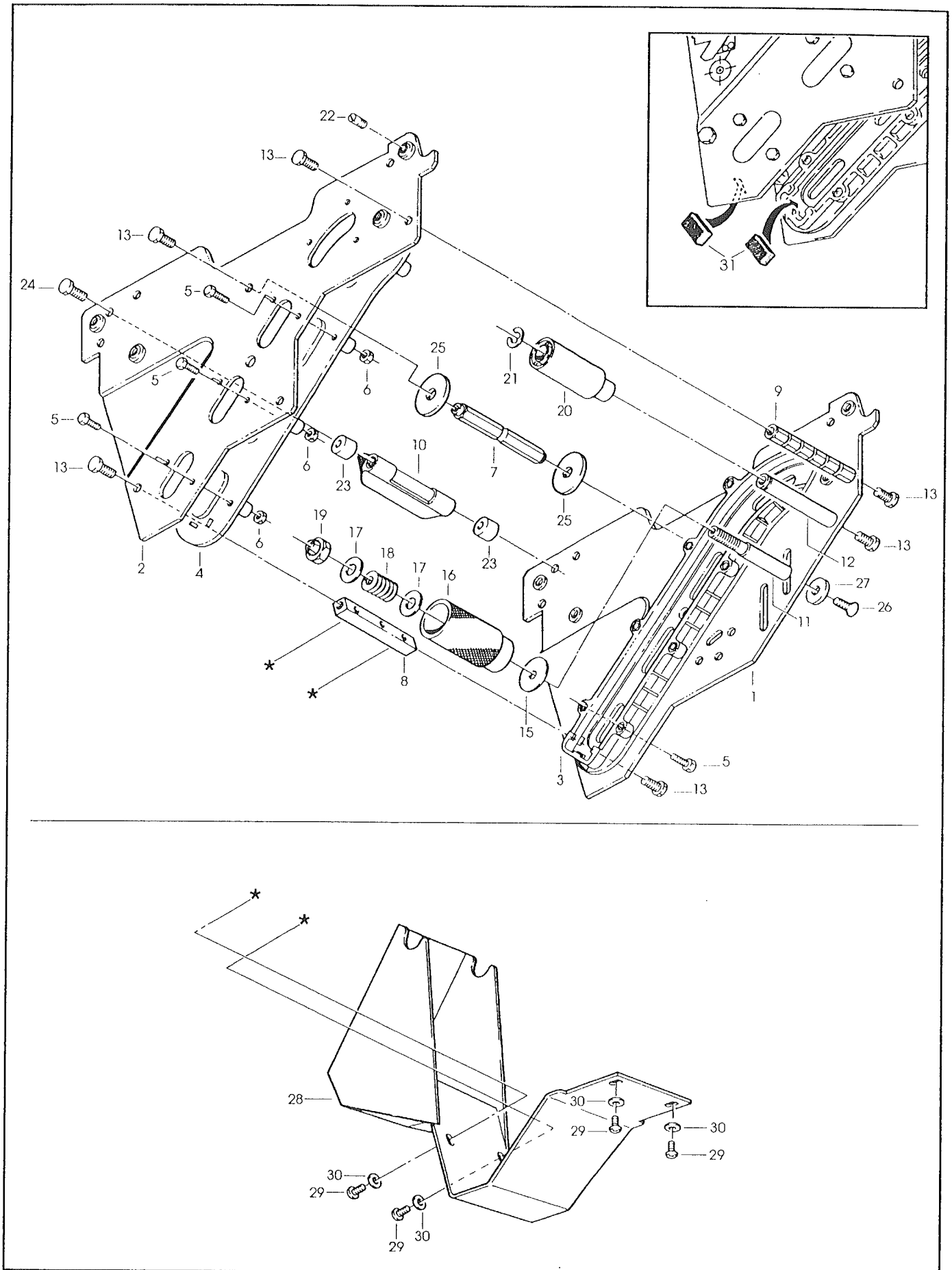
Lug. 96

Fig. 2953

Figura	Descrizione figura	Magaz.	Codice	Descrizione
2954	GRUPPO SPALLE	0	78811408315	ACCUGLIDE II - 3", LOWER TYPE 39600

Posizione	Codice	Descrizione	U.M.	Quantita`
1	78807013699	FRAME - TAPE MOUNT LOWER ASSY	PZ	1
2	78807013707	FRAME - FRONT LOWER ASSY	PZ	1
3	78806841447	GUIDE - #2	PZ	1
4	78806841439	GUIDE - #1	PZ	1
5	83000273363	SCREW - HEX HD M4X14 ZINC.PL	PZ	18
6	78801074168	NUT-METRIC, HEX, STEEL M4	PZ	18
7	78807647355	SPACER - L=115	PZ	1
8	78805506942	SPACER - 10X10X115 MM	PZ	1
9	78806079394	SPACER 10X115 W/SLOTS	PZ	1
10	78806079360	BRUSH ASSY	PZ	1
11	78805487960	SHAFT - TENSION ROLLER	PZ	1
12	78805487986	SHAFT - WRAP ROLLER	PZ	1
13	26100358295	SCREW HEX.HD.M6X12	PZ	7
15	78810010096	WASHER - SPECIAL	PZ	1
16	78805488174	ROLLER - TENSION BOTTOM	PZ	1
17	26100455109	WASHER - PLAIN, M10	PZ	2
18	78805265671	SPRING - COMPRESSION	PZ	1
19	78801790771	NUT - SELF-LOCKING M10X1	PZ	1
20	78805487994	ROLLER - WRAP	PZ	1
21	26100016133	RING - RETAINING 10DIN6799	PZ	1
22	78807645003	STUD - MOUNTING	PZ	4
23	78806079378	SPACER /6.5/14X12.5	PZ	2
24	78806079386	SCREW, LOW PROFILE M6X25	PZ	2
25	78807652421	STOP - CUTOFF FRAME	PZ	2
26	78806081796	SCREW-FLAT HD HEX M6X20	PZ	1
27	78807654773	WASHER - SPECIAL /6.5X20X4	PZ	1
28	78810010492	GUARD-HEAD	PZ	1
29	78801790664	SCREW - METRIC, M5X12	PZ	4
30	78800557411	WASHER - FLAT, M5	PZ	4
31	78807647348	BUMPER	PZ	2

=====
Data 27/05/2003 =====



K14-3M (BOTTOM)

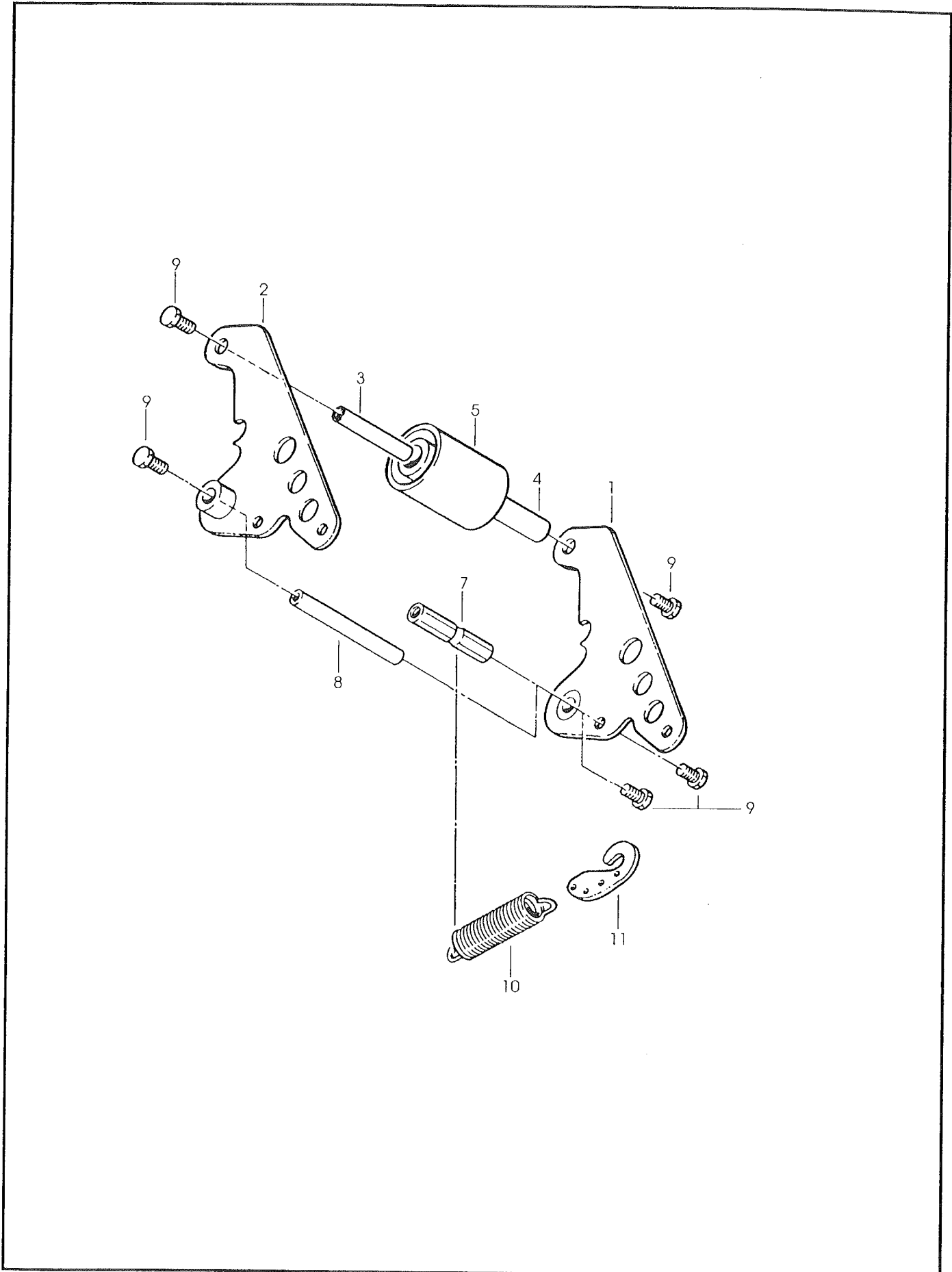
Ott. 96

Fig. 2954

Figura	Descrizione figura	Magaz.	Codice	Descrizione
2955	GRUPPO USCITA	0	000000K14BB	ACCUGLIDE HEAD 3" K14 LOWER TYPE B

Posizione	Codice	Descrizione	U.M.	Quantita'
1	78807013913	BUFFING ARM SUB ASSY	PZ	1
2	78807013921	BUFFING ARM SUB ASS.Y	PZ	1
3	78809107994	SHAFT /10X85 W/HEXAGON	PZ	1
4	78805488075	BUSHING - BUFFING ROLLER	PZ	1
5	78805761802	ROLLER - BUFFING NM	PZ	1
7	78807647397	SPACER - SPRING	PZ	1
8	78802878856	SHAFT-10X115MM	PZ	1
9	26100358295	SCREW HEX.HD.M6X12	PZ	6
10	78807012733	SPRING - LOWER	PZ	1
11	78807012444	HOLDER - SPRING	PZ	1

=====
Data 05/07/96



K14-3M (BOTTOM)

Giu. 96

Fig. 2955

THIS PAGE IS BLANK



DECLARATION DE CONFORMITE



Nom de la société:
3M Deutschland GmbH

Adresse de la société:
**3M Laboratories (Europe)
 Hansastr. 9
 41453 Neuss**

Déclare que le(s) produit(s):
 Description du produit et référence(s):
3M Matic Case Sealer/Case Former*

Type et/ou Description:
 100a-E 200a-E 300cf-E 700a-E 700aks-E 700ks-E
 120a-E 120a3-E 120ab-E 120cf-E 120cf3-E 800a-E 800a3-E
 800asb-E 800ab-E 800af-E 800af3-E 800r-E 800r3-E 800rf-E
 400cf-E 410cf-E 420cf-E 430cf-E

Conforme aux normes suivantes:
 Directives
**Machine: 98/37/EEC
 Basse Tension: 73/23/EEC, 93/68/EEC
 CEM: 89/336/EEC, 92/31/EEC, 93/68/EEC**

Année d'apposition de la norme CE
1996

Numéro de série de la machine
 Voir Déclaration de Conformité originale en Anglais

Normes
Sécurité: GS-NG-1 dated 01/96
 EN 292, part 1 & 2
 EN 294
 EN 349
 EN 418
 EN 23741
 EN 23742
 EN 60204-1
CEM: EN 50081-1
 EN 55011 / 55022
 EN 61000-3-2
 EN 61000-3-3
EN 50082-1
 EN 61000-4-2
 EN 61000-4-3
 EN 61000-4-4
 EN 61000-4-5
 EN 61000-4-6
 EN 61000-4-11

Système qualifié:
 Signataire: **John Jackson**
 Titre: **Sen. Techn. Manger**
 Signature: _____
 Date: _____

Noté: Ce document est la traduction Française de la version originale en Anglais signée par John JACKSON le 12 Décembre 2000



VERKLARING VAN CONFORMITEIT



De bedrijfsnaam:
3M Deutschland GmbH

Het bedrijfsadres:
**3M Laboratories (Europe)
 Hansastr. 9
 41453 Neuss**

Verklaart dat het product (de producten):
 Productnaam en/of Modelnummer (s):
3M Matic Case Sealer/Case Former*

Type en/of Beschrijving:
 100a-E 200a-E 300cf-E 700a-E 700aks-E 700r-E 700rks-E
 120a-E 120a3-E 120ab-E 120cf-E 120cf3-E 800a-E 800a3-E
 800asb-E 800ab-E 800af-E 800af3-E 800r-E 800r3-E 800rf-E
 400cf-E 410cf-E 420cf-E 430cf-E

Overeenkomt (overeenkomen) met de volgende specificatie(s):
 Richtlijnen
**Machinerie: 98/37/EEC
 Laag Voltage: 73/23/EEC, 93/68/EEC
 EMC: 89/336/EEC, 92/31/EEC, 93/68/EEC**

CE certificaat bijgevoegd sinds
1996

Serienummer van de feitelijke machine:
 zie de originele engelse Verklaring van Conformiteit

Standaarden
Veiligheid: GS-NG-1 dated 01/96
 EN 292, part 1 & 2
 EN 294
 EN 349
 EN 418
 EN 23741
 EN 23742
 EN 60204-1
EMC: EN 50081-1
 EN 55011 / 55022
 EN 61000-3-2
 EN 61000-3-3
EN 50082-1
 EN 61000-4-2
 EN 61000-4-3
 EN 61000-4-4
 EN 61000-4-5
 EN 61000-4-6
 EN 61000-4-11

Kwaliteitsstelsysteem:
 Ondertekenaar van de Verklaring:
John Jackson
 Functie: **Sen. Techn. Manager**
 Handtekening: _____
 Datum: _____

N.B.: Deze verklaring is de Nederlandse vertaling van de originele engelse versie. Die getekend is door John Jackson op 12 Dec. 2000

3.001618.03A NL

3.001618.03A FR



DICHIARAZIONE DI CONFORMITÀ



Nome Società **3M Italia**
 Indirizzo Società **3M Italia
 via S. Bovio nr. 3
 Loc San Felice - 20090 Segrate (MI)**

Dichiara che il prodotto (i):

Nome prodotto e/o numero modello (i): **Nastatrice (i) 3M Matic**

Tipo e descrizione:

100a-E	<input type="checkbox"/>	200a-E	<input type="checkbox"/>	300cf-E	<input type="checkbox"/>	700a-E	<input type="checkbox"/>	700aks-E	<input type="checkbox"/>	700ks-E	<input type="checkbox"/>
120a-E	<input type="checkbox"/>	120a3-E	<input type="checkbox"/>	120ab-E	<input type="checkbox"/>	120cf-E	<input type="checkbox"/>	800a-E	<input type="checkbox"/>	800a3-E	<input type="checkbox"/>
800asb-E	<input type="checkbox"/>	800ab-E	<input type="checkbox"/>	800af-E	<input type="checkbox"/>	800af3-E	<input type="checkbox"/>	800r-E	<input type="checkbox"/>	800r3-E	<input type="checkbox"/>
400cf-E	<input type="checkbox"/>	410cf-E	<input type="checkbox"/>	420cf-E	<input type="checkbox"/>	430cf-E	<input type="checkbox"/>				

sono conformi alle seguenti specifiche:

Direttive: **Macchine 98/37/EEC
 Basso voltaggio 73/23/EEC, 93/68/EEC
 EMC: 89/336/EEC, 92/31/EEC, 93/68/EEC**

Anno di apposizione del marchio CE **1996** Numero seriale delle attuali macchine **vedere dichiarazione di conformità in inglese**

Normative

SICUREZZA: GS-NG-1 dated 01/96 "Safety of packaging and auxiliary packaging machines"
 EN 292, part 1 & 2 "Safety of machinery"
 EN 294 "Safety distances"
 EN 349 "Minimum gap"
 EN 418 "Emergency stop equipment"
 EN 23741 "Acustics Broad-Band"
 EN 23742 "Acustics Discrete Frequency and Narrow Band"
 EN 60204-1 "Safety of machinery - Electrical equipment of machines - General requirements"
 EN 50081-1 "Generic emission standard; residential, commercial and light industry"
 EN 55011 / 55022 "Class A - Radiated/Conducted Emissions"
 EN 61000-3-2 "Harmonic Emissions, Class A"
 EN 61000-3-3 "Flicker"
 EN 50082-1 "Generic immunity standard; residential, commercial and light industry"
 EN 61000-4-2 "Electrostatic Discharge (ESD)"
 EN 61000-4-3 "Radiated Immunity"
 EN 61000-4-4 "Electrical Fast Transient (EFT)"
 EN 61000-4-5 "Surge"
 EN 61000-4-6 "Conducted Immunity"
 EN 61000-4-11 "Voltage Dips and Interruptions"

Sistema di qualità

Responsabile autorizzato **John Jackson** Titolo **Senior Technical Manager**

Firma _____ Data _____

Nota: Questo documento è la traduzione in italiano della versione originale inglese firmata da John Jackson il 12/12/2000

3.001618.03A.1



KONFORMITÄTS - ERKLÄRUNG

Gilt nur in Verbindung mit dem englischen Original unterzeichnet am 05.12.2000



Firmenname **3M Deutschland GmbH**
 Firmenadresse **3M Laboratories (Europe)
 Hansastr. 9
 41453 Neuss**

Erklärt, dass das (die) Produkt(e):

Produkt Name und/oder Model Nummer(n) **3M Matic Karton-Verschluss-Maschine**

Type und/oder Beschreibung:

100a-E	<input type="checkbox"/>	200a-E	<input type="checkbox"/>	300cf-E	<input type="checkbox"/>	700a-E	<input type="checkbox"/>	700aks-E	<input type="checkbox"/>	700r-E	<input type="checkbox"/>	700ks-E	<input type="checkbox"/>
120a-E	<input type="checkbox"/>	120a3-E	<input type="checkbox"/>	120ab-E	<input type="checkbox"/>	120cf-E	<input type="checkbox"/>	800a-E	<input type="checkbox"/>	800a3-E	<input type="checkbox"/>	800r-E	<input type="checkbox"/>
800asb-E	<input type="checkbox"/>	800ab-E	<input type="checkbox"/>	800af-E	<input type="checkbox"/>	800af3-E	<input type="checkbox"/>	800r-E	<input type="checkbox"/>	800r3-E	<input type="checkbox"/>	800rf-E	<input type="checkbox"/>
400cf-E	<input type="checkbox"/>	410cf-E	<input type="checkbox"/>	420cf-E	<input type="checkbox"/>	430cf-E	<input type="checkbox"/>						

Übereinstimmen mit folgenden Spezifikationen:

Richtlinien **Maschinen: 98/37/EEC
 Niederspannung: 73/23/EEC, 93/68/EEC
 EMC: 89/336/EEC, 92/31/EEC, 93/68/EEC**

Jahr der ersten CE Kennzeichnung **1996** Serien Nr. der Heutigen Maschine _____

Normen

Sicherheit: GS-NG-1 dated 01/96 "Prüfungssätze für Verpackungs- und Verpackungshilfsmaschinen"
 EN 292, part 1 & 2 "Sicherheit von Maschinen"
 EN 294 "Sicherheitsabstände"
 EN 349 "Abstände zur Vermeidung des Quetschens von Körperteilen"
 EN 418 "Not-Aus Einrichtungen"
 EN 23741 "Akustik Breit-Band Messungen"
 EN 23742 "Akustik Schmalband Band Messungen"
 EN 60204-1 "Elektrische Ausrüstung von Maschinen"
 EN 50081-1 "Störausendung-Wohnbereich, Geschäfts- und Gewerbebereich..."
 EN 55011 / 55022 "Funkstöreigenschaften-Grenzwerfe und Messverfahren"
 EN 61000-3-2 "Oberschwingungsströme"
 EN 61000-3-3 "Spannungsschwangungen und Flicker in Niederspannungsnetzen"
 EN 50082-1 "Störfestigkeit-Wohn-Geschäfts- und Gewerbebereich..."
 EN 61000-4-2 "Entladung statischer Elektrizität"
 EN 61000-4-3 "Hochfrequente elektrische Felder"
 EN 61000-4-4 "Schnelle transiente elektrische Störgrößen/Burst"
 EN 61000-4-5 "Stossspannungen"
 EN 61000-4-6 "Leitungsgeführte Störgrößen, induzierte durch hochfrequente Felder"
 EN 61000-4-11 "Spannungseinbrüche, Kurzzeitunterbrechungen, Spannungsschwankungen"

Qualitätssystem

Unterzeichner der Erklärung **John Jackson** Titel **Sen. Techn. Manager**

Unterschrift _____ Datum **Siehe englisches Original**

3.001618.03A DE



VAREDEKLARASJON



Firma navn: **3M Deutschland GmbH**

Firma adresse: **3M Laboratories (Europe)
Hansastr. 9
41453 Neuss**

Bekrefter at produktet (ene):

Produktnavn og/eller Modellnummer:

3M Matic Case Sealer/Case Former*

Type og/eller Beskrivelse:

100a-E 200a-E 300cf-E 700a-E 700aks-E 700r-E 700rks-E
 120a-E 120a3-E 120ab-E 120cf-E 120af3-E 800a-E 800a3-E
 800asb-E 800ab-E 800cf-E 800af3-E 800r-E 800r3-E 800rf-E
 400cf-E 410cf-E 420cf-E 430cf-E

Tilpasset følgende spesifikasjoner:

Direktiv

Maskin: **98/37/EEC**
 Lavspenning: **73/23/EEC, 93/68/EEC**
 EMC: **89/336/EEC, 92/31/EEC, 93/68/EEC**

Tørste år med CE godkjenning: **1996**

Maskinens serienummer: **se Engelsk - Declaration of Conformity**

Standarder

Sikkerhet: **GS-NG-1 dated 01/96**
 EN 292, part 1 & 2
 EN 294
 EN 349
 EN 418
 EN 23741
 EN 23742
 EN 60204-1

EMC: **EN 50081-1**
 EN 55011 / 55022
 EN 61000-3-2
 EN 61000-3-3
 EN 50082-1

EN 61000-4-2
 EN 61000-4-3
 EN 61000-4-4
 EN 61000-4-5
 EN 61000-4-6
 EN 61000-4-11

Kvalitets system

Deklarasjon signert av:

John Jackson

Titel:

Sen. Techn. Manager

Signatur:

Dato

PS: Dette er den nasjonale oversettelsen av dokumentet fra den Engelske versjonen, signert John Jackson, Desember 12/2000



PRODUKTDEKLARATION



Företagsnamn: **3M Deutschland GmbH**

Företagsadress: **3M Laboratories (Europe)
Hansastr. 9
41453 Neuss**

Intygar att produkt(en)na:

Produktnamn och / eller Modellnummer:

3M Matic Case Sealer/Case Former*

Type och / eller beskrivning:

100a-E 200a-E 300cf-E 700a-E 700aks-E 700r-E 700rks-E
 120a-E 120a3-E 120ab-E 120cf-E 120af3-E 800a-E 800a3-E
 800asb-E 800ab-E 800cf-E 800af3-E 800r-E 800r3-E 800rf-E
 400cf-E 410cf-E 420cf-E 430cf-E

Uppfyller följande spesifikasjoner:

Direktiv

Maskinutrustning: **98/37/EEC**
 Lågspänning: **73/23/EEC, 93/68/EEC**
 EMC: **89/336/EEC, 92/31/EEC, 93/68/EEC**

År når CE-mærkning började tillämpas **1996**

Serienummer på aktuell maskin: **se engelskt original av Produktdeklaration**

Standarder

Sikkerhet: **GS-NG-1 dated 01/96**
 EN 292, part 1 & 2
 EN 294
 EN 349
 EN 418
 EN 23741
 EN 23742
 EN 60204-1

EMC: **EN 50081-1**
 EN 55011 / 55022
 EN 61000-3-2
 EN 61000-3-3
 EN 50082-1

EN 61000-4-2
 EN 61000-4-3
 EN 61000-4-4
 EN 61000-4-5
 EN 61000-4-6
 EN 61000-4-11

Kvalitetssystem:

Signatur gällande Produktdeklaration:

John Jackson

Titel:

Teknisk Chef

Signatur:

Datum

Obs: Dette dokument är en lokal översättning av den engelska originalversionen, signerad av John Jackson 12 december 2000.



VALMISTAJAN VAKUUTUS



Yritys	3M Deutschland GmbH
Osoite	3M Laboratories (Europe) Hansastr. 9 41453 Neuss

Declares that the product(s):

Tuotteen nimi/ai/fai malli	3M Matic Case Sealer/Case Former*																																																
Kuvaus	<table border="0"> <tr> <td>100a-E</td><td><input type="checkbox"/></td> <td>200a-E</td><td><input type="checkbox"/></td> <td>300cf-E</td><td><input type="checkbox"/></td> <td>700a-E</td><td><input type="checkbox"/></td> <td>700aks-E</td><td><input type="checkbox"/></td> <td>700ks-E</td><td><input type="checkbox"/></td> </tr> <tr> <td>120a-E</td><td><input type="checkbox"/></td> <td>120a3-E</td><td><input type="checkbox"/></td> <td>120ab-E</td><td><input type="checkbox"/></td> <td>120cf-E</td><td><input type="checkbox"/></td> <td>120af3-E</td><td><input type="checkbox"/></td> <td>800a-E</td><td><input type="checkbox"/></td> </tr> <tr> <td>800asb-E</td><td><input type="checkbox"/></td> <td>800ab-E</td><td><input type="checkbox"/></td> <td>800af-E</td><td><input type="checkbox"/></td> <td>800af3-E</td><td><input type="checkbox"/></td> <td>800r-E</td><td><input type="checkbox"/></td> <td>800s3-E</td><td><input type="checkbox"/></td> </tr> <tr> <td>400cf-E</td><td><input type="checkbox"/></td> <td>410cf-E</td><td><input type="checkbox"/></td> <td>420cf-E</td><td><input type="checkbox"/></td> <td>430cf-E</td><td><input type="checkbox"/></td> <td></td><td></td> <td>800rf-E</td><td><input type="checkbox"/></td> </tr> </table>	100a-E	<input type="checkbox"/>	200a-E	<input type="checkbox"/>	300cf-E	<input type="checkbox"/>	700a-E	<input type="checkbox"/>	700aks-E	<input type="checkbox"/>	700ks-E	<input type="checkbox"/>	120a-E	<input type="checkbox"/>	120a3-E	<input type="checkbox"/>	120ab-E	<input type="checkbox"/>	120cf-E	<input type="checkbox"/>	120af3-E	<input type="checkbox"/>	800a-E	<input type="checkbox"/>	800asb-E	<input type="checkbox"/>	800ab-E	<input type="checkbox"/>	800af-E	<input type="checkbox"/>	800af3-E	<input type="checkbox"/>	800r-E	<input type="checkbox"/>	800s3-E	<input type="checkbox"/>	400cf-E	<input type="checkbox"/>	410cf-E	<input type="checkbox"/>	420cf-E	<input type="checkbox"/>	430cf-E	<input type="checkbox"/>			800rf-E	<input type="checkbox"/>
100a-E	<input type="checkbox"/>	200a-E	<input type="checkbox"/>	300cf-E	<input type="checkbox"/>	700a-E	<input type="checkbox"/>	700aks-E	<input type="checkbox"/>	700ks-E	<input type="checkbox"/>																																						
120a-E	<input type="checkbox"/>	120a3-E	<input type="checkbox"/>	120ab-E	<input type="checkbox"/>	120cf-E	<input type="checkbox"/>	120af3-E	<input type="checkbox"/>	800a-E	<input type="checkbox"/>																																						
800asb-E	<input type="checkbox"/>	800ab-E	<input type="checkbox"/>	800af-E	<input type="checkbox"/>	800af3-E	<input type="checkbox"/>	800r-E	<input type="checkbox"/>	800s3-E	<input type="checkbox"/>																																						
400cf-E	<input type="checkbox"/>	410cf-E	<input type="checkbox"/>	420cf-E	<input type="checkbox"/>	430cf-E	<input type="checkbox"/>			800rf-E	<input type="checkbox"/>																																						

Noudattaa seuraavia vaatimuksia:

Direktiivi	Konedirektiivi Pienjännitedirektiivi EMC-direktiivi	98/37/EEC 73/23/EEC, 93/68/EEC 89/336/EEC, 92/31/EEC, 93/68/EEC
Year in which CE mark first affixed	1996	Laitteen sarjanumero katso alkuperäinen valmistajan vakuutus

Standardit

Turvallisuus: GS-NG-1 dated 01/96 "Safety of packaging and auxiliary packaging machines"
 EN 292, part 1 & 2 "Safety of machinery"
 EN 294 "Safety distances"
 EN 349 "Minimum gap"
 EN 418 "Emergency stop equipment"
 EN 23741 "Acustics Broad-Band"
 EN 23742 "Acustics Discrete Frequency and Narrow Band"
 EN 60204-1 "Safety of machinery - Electrical equipment of machines - General requirements"
 EMC: EN 50081-1 "Generic emission standard; residential, commercial and light industry"
 EN 55011 / 55022 "Class A - Radiated/Conducted Emissions"
 EN 61000-3-2 "Harmonic Emissions, Class A"
 EN 61000-3-3 "Flicker"
 EN 50082-1 "Generic immunity standard; residential, commercial and light industry"
 EN 61000-4-2 "Electrostatic Discharge (ESD)"
 EN 61000-4-3 "Radiated Immunity"
 EN 61000-4-4 "Electrical Fast Transient (EFT)"
 EN 61000-4-5 "Surge"
 EN 61000-4-6 "Conducted Immunity"
 EN 61000-4-11 "Voltage Dips and Interruptions"

Laatujärjestelmä

Allekirjoittaja	John Jackson	Tehtävä	Sen. Techn. Manager
Allekirjoitus		Päivämäärä	

Huomautus: Tämä valmistajan vakuutus on kotimainen käämös alkuperäisestä englannin kielisestä versiosta



KVALITETSCERTIFIKAT



Firmanavn	3M a/s
Firmaadresse	3M a/s Industrielle tapes & klæbestoffer Fabriksparken 15 2600 Glostrup

Deklarerer at følgende produkt(er):

Produkt	3M Matic Kartonlukningsmaskine*																																																
Type	<table border="0"> <tr> <td>100a-E</td><td><input type="checkbox"/></td> <td>200a-E</td><td><input type="checkbox"/></td> <td>300cf-E</td><td><input type="checkbox"/></td> <td>700a-E</td><td><input type="checkbox"/></td> <td>700aks-E</td><td><input type="checkbox"/></td> <td>700ks-E</td><td><input type="checkbox"/></td> </tr> <tr> <td>120a-E</td><td><input type="checkbox"/></td> <td>120a3-E</td><td><input type="checkbox"/></td> <td>120ab-E</td><td><input type="checkbox"/></td> <td>120cf-E</td><td><input type="checkbox"/></td> <td>120af3-E</td><td><input type="checkbox"/></td> <td>800a-E</td><td><input type="checkbox"/></td> </tr> <tr> <td>800asb-E</td><td><input type="checkbox"/></td> <td>800ab-E</td><td><input type="checkbox"/></td> <td>800af-E</td><td><input type="checkbox"/></td> <td>800af3-E</td><td><input type="checkbox"/></td> <td>800r-E</td><td><input type="checkbox"/></td> <td>800s3-E</td><td><input type="checkbox"/></td> </tr> <tr> <td>400cf-E</td><td><input type="checkbox"/></td> <td>410cf-E</td><td><input type="checkbox"/></td> <td>420cf-E</td><td><input type="checkbox"/></td> <td>430cf-E</td><td><input type="checkbox"/></td> <td></td><td></td> <td>800rf-E</td><td><input type="checkbox"/></td> </tr> </table>	100a-E	<input type="checkbox"/>	200a-E	<input type="checkbox"/>	300cf-E	<input type="checkbox"/>	700a-E	<input type="checkbox"/>	700aks-E	<input type="checkbox"/>	700ks-E	<input type="checkbox"/>	120a-E	<input type="checkbox"/>	120a3-E	<input type="checkbox"/>	120ab-E	<input type="checkbox"/>	120cf-E	<input type="checkbox"/>	120af3-E	<input type="checkbox"/>	800a-E	<input type="checkbox"/>	800asb-E	<input type="checkbox"/>	800ab-E	<input type="checkbox"/>	800af-E	<input type="checkbox"/>	800af3-E	<input type="checkbox"/>	800r-E	<input type="checkbox"/>	800s3-E	<input type="checkbox"/>	400cf-E	<input type="checkbox"/>	410cf-E	<input type="checkbox"/>	420cf-E	<input type="checkbox"/>	430cf-E	<input type="checkbox"/>			800rf-E	<input type="checkbox"/>
100a-E	<input type="checkbox"/>	200a-E	<input type="checkbox"/>	300cf-E	<input type="checkbox"/>	700a-E	<input type="checkbox"/>	700aks-E	<input type="checkbox"/>	700ks-E	<input type="checkbox"/>																																						
120a-E	<input type="checkbox"/>	120a3-E	<input type="checkbox"/>	120ab-E	<input type="checkbox"/>	120cf-E	<input type="checkbox"/>	120af3-E	<input type="checkbox"/>	800a-E	<input type="checkbox"/>																																						
800asb-E	<input type="checkbox"/>	800ab-E	<input type="checkbox"/>	800af-E	<input type="checkbox"/>	800af3-E	<input type="checkbox"/>	800r-E	<input type="checkbox"/>	800s3-E	<input type="checkbox"/>																																						
400cf-E	<input type="checkbox"/>	410cf-E	<input type="checkbox"/>	420cf-E	<input type="checkbox"/>	430cf-E	<input type="checkbox"/>			800rf-E	<input type="checkbox"/>																																						

Lever op til følgende specifikationer:

Direktiver	Maskiner: 98/37/EEC Strømforsyning: 73/23/EEC, 93/68/EEC EMC: 89/336/EEC, 92/31/EEC, 93/68/EEC
Årstal for første CE-mærkning	1996 Serienr.: af aktuelle maskine Se venligst venligte engelske version af kvalitetscertifikat

Standarder

Sikkerhed: GS-NG-1 dated 01/96 "Safety of packaging and auxiliary packaging machines"
 EN 292, part 1 & 2 "Safety of machinery"
 EN 294 "Safety distances"
 EN 349 "Minimum gap"
 EN 418 "Emergency stop equipment"
 EN 23741 "Acustics Broad-Band"
 EN 23742 "Acustics Discrete Frequency and Narrow Band"
 EN 60204-1 "Safety of machinery - Electrical equipment of machines - General requirements"
 EMC: EN 50081-1 "Generic emission standard; residential, commercial and light industry"
 EN 55011 / 55022 "Class A - Radiated/Conducted Emissions"
 EN 61000-3-2 "Harmonic Emissions, Class A"
 EN 61000-3-3 "Flicker"
 EN 50082-1 "Generic immunity standard; residential, commercial and light industry"
 EN 61000-4-2 "Electrostatic Discharge (ESD)"
 EN 61000-4-3 "Radiated Immunity"
 EN 61000-4-4 "Electrical Fast Transient (EFT)"
 EN 61000-4-5 "Surge"
 EN 61000-4-6 "Conducted Immunity"
 EN 61000-4-11 "Voltage Dips and Interruptions"

Kvalitetssystem

Udsteder	Lars Koch	Titel	Tech. service ingeniør
Underskrift		Dato	



DECLARAÇÃO DE CONFORMIDADE



Nome da Empresa:
3M Deutschland GmbH

Endereço da Empresa:
**3M Laboratories (Europe)
Hansastr. 9
41453 Neuss**

Declara-se que o(s) produto(s):
3M Matic Case Sealer/Case Former

Nome do Produto e/ou Número do Modelo(s):

Referência e/ou Descrição:

100a-E	<input type="checkbox"/>	200a-E	<input type="checkbox"/>	300cf-E	<input type="checkbox"/>	700a-E	<input type="checkbox"/>	700aks-E	<input type="checkbox"/>	700r-E	<input type="checkbox"/>	700rks-E	<input type="checkbox"/>
120a-E	<input type="checkbox"/>	120a3-E	<input type="checkbox"/>	120ab-E	<input type="checkbox"/>	120af-E	<input type="checkbox"/>	120af3-E	<input type="checkbox"/>	800a-E	<input type="checkbox"/>	800a3-E	<input type="checkbox"/>
800asb-E	<input type="checkbox"/>	800ab-E	<input type="checkbox"/>	800af-E	<input type="checkbox"/>	800af3-E	<input type="checkbox"/>	800r-E	<input type="checkbox"/>	800r3-E	<input type="checkbox"/>	800rf-E	<input type="checkbox"/>
400cf-E	<input type="checkbox"/>	410cf-E	<input type="checkbox"/>	420cf-E	<input type="checkbox"/>	430cf-E	<input type="checkbox"/>						

De acordo com as seguintes especificações:

Directivas
Maquinaria: 98/37/EEC
Baixa Voltagem: 73/23/EEC, 93/68/EEC
EMC: 89/336/EEC, 92/31/EEC, 93/68/EEC

Primeiro ano em que foi afixada a marca CE
1996

Número de serie da máquina actual
Veja por favor a Declaração de Conformidade na versão Inglesa

Normas

Segurança: **GS-NG-1 dated 01/96 "Safety of packaging and auxiliary packaging machines"**
EN 292, part 1 & 2
EN 294
EN 349
EN 418
EN 23741
EN 23742
EN 60204-1

EMC: EN 50081-1
EN 55011 / 55022
EN 61000-3-2
EN 61000-3-3
EN 50082-1
EN 61000-4-2
EN 61000-4-3
EN 61000-4-4
EN 61000-4-5
EN 61000-4-6
EN 61000-4-11

"Safety distances"
"Minimum gap"
"Emergency stop equipment"
"Acustics Broad-Band"
"Acustics Discrete Frequency and Narrow Band"
"Safety of machinery - Electrical equipment of machines - General requirements"
"Generic emission standard; residential, commercial and light industry"
"Class A - Radiated/Conducted Emissions"
"Harmonic Emissions, Class A"
"Flicker"
"Generic immunity standard; residential, commercial and light industry"
"Electrostatic Discharge (ESD)"
"Radiated immunity"
"Electrical Fast Transient (EFT)"
"Surge"
"Conducted immunity"
"Voltage Dips and Interruptions"

Qualidade do Sistema:

Responsável pela Declaração:
John Jackson

Assinatura:

Função:
Sen. Techn. Manger

Data:

Nota: Este DOC é a tradução exacta da versão Inglesa, assinada pelo John Jackson em Dez.12/2000

3.0101618.03A P1



CERTIFICADO DE CONFORMIDAD



Compañía:
3M Deutschland GmbH

Dirección:
**3M Laboratories (Europe)
Hansastr. 9
41453 Neuss**

Certifica que el/los siguientes producto/s:
3M Matic Case Sealer/Case Former

Número de Referencia y/o Modelo:

Tipo y/o Descripción:

100a-E	<input type="checkbox"/>	200a-E	<input type="checkbox"/>	300cf-E	<input type="checkbox"/>	700a-E	<input type="checkbox"/>	700aks-E	<input type="checkbox"/>	700r-E	<input type="checkbox"/>	700rks-E	<input type="checkbox"/>
120a-E	<input type="checkbox"/>	120a3-E	<input type="checkbox"/>	120ab-E	<input type="checkbox"/>	120af-E	<input type="checkbox"/>	120af3-E	<input type="checkbox"/>	800a-E	<input type="checkbox"/>	800a3-E	<input type="checkbox"/>
800asb-E	<input type="checkbox"/>	800ab-E	<input type="checkbox"/>	800af-E	<input type="checkbox"/>	800af3-E	<input type="checkbox"/>	800r-E	<input type="checkbox"/>	800r3-E	<input type="checkbox"/>	800rf-E	<input type="checkbox"/>
400cf-E	<input type="checkbox"/>	410cf-E	<input type="checkbox"/>	420cf-E	<input type="checkbox"/>	430cf-E	<input type="checkbox"/>						

Conforme a las siguientes especificaciones:

Directivas
Maquinaria: 98/37/EEC
Bajo Voltaje: 73/23/EEC, 93/68/EEC
Compatibilidad Electromagnética (EMC): 89/336/EEC, 92/31/EEC, 93/68/EEC

Año en que la marca CE fue puesta por 1ª vez
1996

Número de Serie
ver Certificado original en Inglés

Normas

Seguridad: **GS-NG-1 dated 01/96 "Safety of packaging and auxiliary packaging machines"**
EN 292, part 1 & 2
EN 294
EN 349
EN 418
EN 23741
EN 23742
EN 60204-1

EMC: EN 50081-1
EN 55011 / 55022
EN 61000-3-2
EN 61000-3-3
EN 50082-1
EN 61000-4-2
EN 61000-4-3
EN 61000-4-4
EN 61000-4-5
EN 61000-4-6
EN 61000-4-11

"Safety distances"
"Minimum gap"
"Emergency stop equipment"
"Acustics Broad-Band"
"Acustics Discrete Frequency and Narrow Band"
"Safety of machinery - Electrical equipment of machines - General requirements"
"Generic emission standard; residential, commercial and light industry"
"Class A - Radiated/Conducted Emissions"
"Harmonic Emissions, Class A"
"Flicker"
"Generic immunity standard; residential, commercial and light industry"
"Electrostatic Discharge (ESD)"
"Radiated immunity"
"Electrical Fast Transient (EFT)"
"Surge"
"Conducted immunity"
"Voltage Dips and Interruptions"

Sistema de Calidad:

Firmante del Certificado:
John Jackson

Assinatura:

Título:
Jefe Técnico

Fecha:

Nota: Este documento está traducido del original en versión Inglesa, Firmado por John Jackson el 12 de Diciembre de 2000

3.0101618.03A ES



Δήλωση Συμμόρφωσης

Εταιρεία

3M Deutschland GmbH

Διεύθυνση

3M Laboratories (Europe)
Hansastr. 9
41453 Neuss

Διηγείται ότι το(α) προϊόν(τα):

Ονομασία Προϊόντος και αριθμός(οί) Μοντέλου

3M Matic Case Sealer/Case Former*

Τύπος και Περιγραφή

100a-E, 200a-E, 300cf*, 700a-E, 700aks-E, 700r-E, 700rks-E,
120a-E, 120a3-E, 120ab-E, 120af-E, 120af3, 800a-E, 800a3-E,
800asb-E, 800ab-E, 800af-E, 800af3-E, 800r-E, 800r3-E, 800rf-E,
400cf-E, 410cf-E, 420cf-E, 430cf-E

Είναι σύμφωνα(α) με τις ακόλουθες προδιαγραφές:

οδηγίες

Μηχανών: 98/37/EEC

Χημικής Τύσης: 73/23/EEC, 93/68/EEC

ΗΜΣ: 89/336/EEC, 92/31/EEC, 93/68/EEC

Ετος πρώτης τοποθέτησης σήμανσης CE

1996

Πρότυπα

Ασφάλεια: GS-NG-1 dated 01/96 "Safety of packaging and auxiliary packaging machines"

EN 292, part 1&2 "Safety of machinery"

EN 294 "Safety distances"

EN 349 "Minimum gap"

EN 418 "Emergency stop equipment"

EN 23741 "Acoustics Broad- Band"

EN 23742 "Acoustics Discrete Frequency and Narrow Band"

EN 60204- 1 "Safety of machinery – Electrical equipment of machines – General requirements"

ΗΜΣ: EN 50081-1 "Generic emission standard; residential, commercial and light industry"

EN 55011 / 55022 "Class A – Radiated/Conducted Emissions"

EN 61000-3-2 "Harmonic Emissions, Class A"

EN 61000-3-3 "Flicker"

EN 50082-1 "Generic immunity standard; residential, commercial and light industry"

EN 61000-4-2 "Electrostatic Discharge (ESD)"

EN 61000-4-3 "Radiated Immunity"

EN 61000-4-4 "Electrical Fast Transient (EFT)"

EN 61000-4-5 "Surge"

EN 61000-4-6 "Conducted Immunity"

EN 61000-4-11 "Voltage Dips and Interruptions"

Σύστημα Ποσότητες

Ο Υπογράφων τη Δήλωση

John Jackson

Τίτλος

Sen. Techn. Manger

Υπογραφή

Ημερομηνία

Σημείωση: Η παρούσα ΔΣ είναι η εθνική μετάφραση της πρωτότυπης Αγγλικής έκδοσης. Υπογεννημένης από τον κ. John Jackson στις 12 Δεκ. 2000.