

SIAT

■ M. J. MAILLIS GROUP



STRETCH

FASCIAPALLET SEMIAUTOMATICO

SEMI-AUTOMATIC PALLET STRETCHWRAPPER

MACHINE A PALETTISER AVEC FILM ETIRABLE SEMI-AUTOMATIQUE

HALBAUTOMATISCHE PALETTENWICKELMASCHINE

MONTAGGIO - CONTROLLI - REGOLAZIONI - USO


INSTALLATION - CHECKS - ADJUSTMENTS - USE

ASSEMBLAGE - CONTROLES - REGLAGES - EMPLOI

INSTALLATION - KONTROLLEN - REGELUNGEN - GEBRAUCH

SIAT

■ M. J. MAILLIS GROUP



STRETCH

FASCIAPALLET SEMIAUTOMATICO

SEMI-AUTOMATIC PALLET STRETCHWRAPPER

MACHINE A PALETTISER AVEC FILM ETIRABLE SEMI-AUTOMATIQUE

HALBAUTOMATISCHE PALETTENWICKELMASCHINE

MONTAGGIO - CONTROLLI - REGOLAZIONI - USO

INSTALLATION - CHECKS - ADJUSTMENTS - USE

ASSEMBLAGE - CONTROLES - REGLAGES - EMPLOI

INSTALLATION - KONTROLLEN - REGELUNGEN - GEBRAUCH

Movimentazione, Handling, Manutention, Handhabung

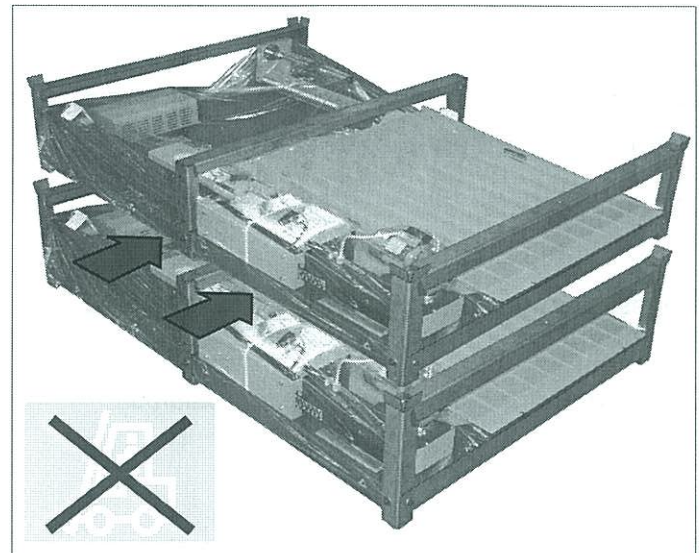

1 _____

Movimentare il fasciapallet inserendo le forche di un carrello elevatore **unicamente sul lato come in figura.**

*Use an adequate fork lift truck, slide the forks **on the side only** as in picture.*

Avec un chariot elevateur enfilez les fourches **seulement sur le côté** comme en illustration.

Die Palettenwickelmaschine mit einem Gabelstapler bewegen (nur auf einer Seite, wie in Bild illustriert).



1. Portabobina
2. Rampa
3. Gruppo piattaforma rotante-colonna-carrello

1. Film reel holder
2. Loading ramp
3. Carriage-column-turntable unit

1. Porte-bobine
2. Rampe
3. Groupe base-colonne-chariot

1. Spulenkapselhalter
2. Rampe
3. Plattform-Saeule-Schlitten

